

# SCHULTE®

## R O C K P I C K E R S

5000 TITAN 2 • RS-320 • HIGH RISE 8000 • 2500 GIANT



**World Class** *Built to Last*

[schulte.ca](http://schulte.ca)

# 5000 TITAN 2 Rock Picker

## Build Bigger Rock Piles and Truck Loading Capability



Spend more time picking and less time dumping with the enormous Schulte 5000 Titan 2 Rock Picker. The huge 5cu yard bucket is actual stone picking capacity. The Titan also features a 6.5' tall dump height for larger rock piles and for truck loading.

The 5000 Titan 2 employs separate grate and dump cylinders. The unique dump cylinders maximize lift geometry and produce lower loading of the frame during dumping.

This unit is equipped with big 22.5L x 16.1 14 ply tires for floatation to handle the loaded weight.

A super wide 7' grate with wide or narrow spacing options, an adjustable rock deflector and larger, heavier duty springs and batts are standard. Greater range of grate movement (lower picking and higher lift) and heavier 2.5" grate pin & spring steel bushing vs 1.75" on the original Titan.

Improved sweeping angle and combing of batts to rock and ground.

Six inch larger reel than the original Titan and 450 BHN steel teeth and T-iron tops for extra-long life. Improved sweeping angle and combing of batts to rock and ground.


The Schulte 5000 Titan 2 features a zero-maintenance Magnaloy Hytrel Flexible Coupler used between the motor and reel shaft. The coupler helps to extend the life of the motor by reducing loads on bearings and shafts. The coupler solves the alignment issue with a direct drive motor to ensure smooth performance for years to come.



450 BHN steel for heavy duty windrowed picking



Wide grate for minimum till picking



Replaceable teeth



6.5' dump height makes it easier to build larger rock piles



The direct drive motor has a built in cushion valve  
No chain or sprockets used



Zero-maintenance hydraulic motor coupler



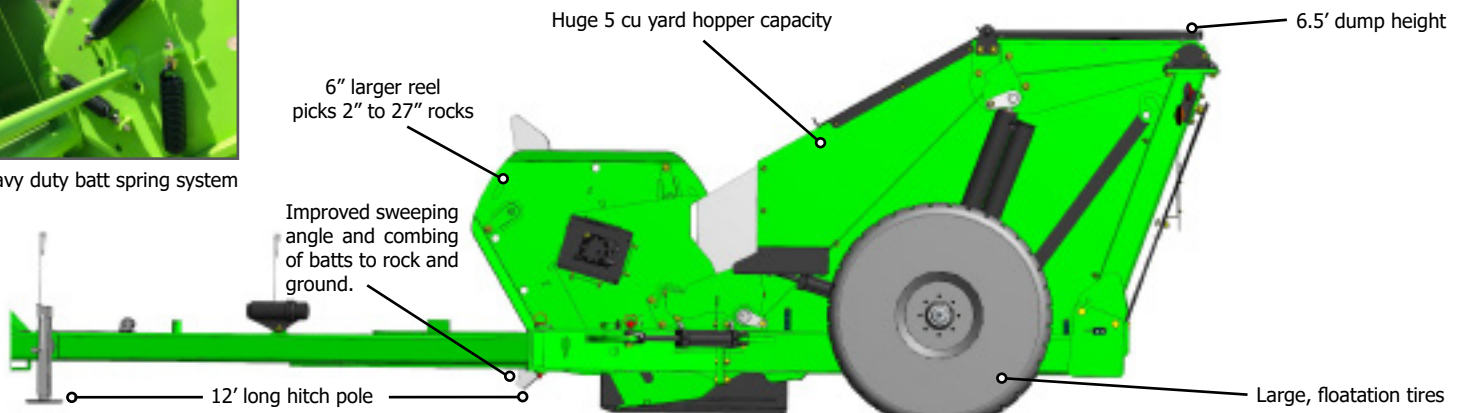
Heavy duty batt spring system

6" larger reel picks 2" to 27" rocks

Improved sweeping angle and combing of batts to rock and ground.

Huge 5 cu yard hopper capacity

6.5' dump height



12' long hitch pole

Large, floatation tires

# RS-320 Rock Picker

## 3.2 cu Yard Hopper for Superior Rock Picking Performance

Get your rocks picked faster with the Schulte RS-320 Rock Picker. The RS-320 features an extra large 3.2 cu yard (2.43m<sup>3</sup>) hopper for greatly increased rock removal efficiency. The RS-320's hopper has twice the capacity of an average rock picker hopper, which ensures that more time is spent picking rocks and less time travelling to the dump point.

The RS-320's new T-iron tapered grate with 3/4" bottom and 1/2" top material virtually eliminates all small rock jamming.


Ideal for today's zero till market. The 48" grate will pick at least 50% less dirt and trash than most conventional reel type models.

Large, floatation type, all weather 16.5 x 16.1 tires are mounted on high capacity eight bolt wheels and hubs.

The RS-320 Rock Picker employs Schulte's exclusive floating, continuous conveyor pickup that produces a gentle picking action compared to reel type machines and removes surface rock from 2" to 28" (50mm to 700mm) in diameter. A 48" long tapered grate, combined with a grated hopper bottom, assures virtually dirt free rock picking.

The RS-320 includes a standard four batt picking head, a standard built-in pivoting hitch, and a reversible hitch pole, which can be offset for field picking or centered for road transport.

A hydraulic drive system is standard and provides a cushioned drive that can be easily reversed. The Schulte HK340 Hydraulic Reservoir Kit is available as an option for tractors that may not have the hydraulic capacity required to operate the machine.



Large 3.2 cu yard hopper

Picks 2" to 28" rocks



Large floatation tires



# HIGH RISE 8000 Rock Picker

## Super Capacity for Productivity and High Lift Convenience



The Schulte High Rise 8000 Rock Picker is an efficient hydraulic drive reel type rock picker in high lift and semi-high lift styles.

This rock picker boasts a large 3 cu yard hopper. Full loads are supported by large 16.5L x 16.1 10 ply tires providing superior floatation and wear resistance.

An extra long hitch pole is adjusted from transport to field position manually or with an optional hydraulic cylinder. The long hitch pole improves picking performance by positioning the rock picker grate to the side of the tractor for ease of visual picking.

Flow Control Kit - this kit has a 0 to 15 GPM flow control valve which helps to control the reel speed.


Hydraulically driven using a rugged Char-Lynn 2000 Series hydraulic motor in combination with a flow control valve for reel speed adjustment and a crossover relief valve to cushion shock loads.

Durable tapered T-iron grates in various designs eliminate jamming while sifting soil. Grated hopper bottoms sift out soil.

Heavy wire batt springs hold batts in place and cushion shock loads. Three batt reel with high trip clearance provides superior performance.



Bigger rock piles or loads trucks



On High Rise 8000 Only

Rubber bumpers for dumping into trucks



Standard grate & reel  
1 1/2" spacing



Minimum till wide grate & reel  
3 9/32" spacing



Heavy duty grate & reel  
450BNH 1/2" spacing  
& replaceable teeth



Optional  
CE Shielding Kit



On High Rise 8000 Only

Optional  
Round bar grated back bucket



# 2500 Rock Picker

## Rugged Reel Type Rock Picker in a Durable Package

The Schulte 2500 Giant Rock Picker is a hydraulically driven, reel type rock picker capable of picking 2" - 27" rocks with a 60" wide picking width.

Get your field cleared quickly with its large capacity 2.5 cu yard hopper. Less dirt will be present in your hopper with the 2500's grated hopper bottom and T-iron grates.

Various grate and reel options are available including a standard grate and reel for all around stone picking, a minimum till grate and reel for picking in fields where you want to reduce trash and residue, and a heavy duty grate and reel, designed to pick large and heavy windrowed rocks.

Large 16.5L x 16.1 10 ply tires provide superior floatation and wear resistance under heavy loads.

Extra long hitch pole allows the rock picker grate to be placed to the side of the tractor for visual positioning, helping to improve picking performance.



Heavy duty batt springs



Optional CE Shielding Kit



Optional Reservoir Kit



Optional hydraulic swing hitch



# Schulte Rock Windrowers

## The Perfect Companions to Schulte Rock Pickers

The perfect companions to the Schulte 5000 Titan, RS-320, High Rise 8000 and 2500 Giant are the Schulte models SRW-1400, SRW-1000, SRW-800, SMR-800 and SMR-600 Rock Windrowers.

These units windrow scattered rock from 2"-25" diameter, forming them into neat, uniform rows ready for pick up by a Schulte rock picker. Having prepared rows will greatly reduced the time required to clear rocks and debris from the field with your rock picker.



SRW-1400 Windrower

SRW-1000 Windrower



SRW-800 Windrower



SMR-800 Multi Rake



SMR-600 Multi Rake



**Schulte High Rise 8000 Rock Picker**

**SRW-1400 Rock Windrower**



## World Class Built to Last



# Specifications



## 5000 TITAN 2



## RS-320 JUMBO



## 8000 HIGH RISE



## 2500 GIANT

### SPECIFICATIONS

Weight	8930lbs (4060kg)	5522lbs (2450kg)	6458lbs (2929kg)	4970lbs (2254kg)
Weight (w/CE kit, reel, batt & grates)	-	-	7651lbs (3470kg)	6163lbs (2795kg)
Overall Length	255" (6477mm)	210" (5334mm)	229" (5816mm)	205" (5207mm)
Overall Width with Tires	159" (4038mm)	117" (2972mm)	115" (2921mm)	114" (2896mm)
Overall Width without Tires	127" (3226mm)	83" (2108mm)	91" (2311mm)	91" (2311mm)
Hopper Capacity	5cu yards (3.82m <sup>3</sup> )	3.2cu yards (2.4m <sup>3</sup> )	3cu yards (2.29m <sup>3</sup> )	2.5cu yards (1.93m <sup>3</sup> )
Grate Width (Picking Width)	84" (2134mm)	60" (1524mm)	60" (1524mm)	60" (1524mm)
Grate length	33.5" (851mm)	48" (1219mm)	31" (787mm)	31" (787mm)
Hitch Length	138" (3505mm)	83" (2108)	147" (3734mm)	147" (3734mm)
Hitch Weight			1350lbs (612kg)	408lbs (185kg)
Dumping Height	79" (2007mm)	45" (1140mm)	96" (2438mm)	49" (1245mm)
Tire Size	22.5L x 6.1 x 14ply (stand.)	16.5L x 16.1	16.5L x 16.1 x 10ply (stand.)	16.5L x 16.1 x 10ply (stand.)
Minimum Tractor Size	125hp (93kw)	75hp (56kw)	85hp (63kw)	75hp (56kw)
Tractor Hydraulic Requirements	12GPM@2200psi 4 outlets	12GPM@1750psi dual outlets	12GPM@2200psi dual remote	12GPM@1800psi dual remote
Hydraulic Motor Displacement	62.7cu inch/rev (1027ml)	-	14.9cu inch/rev (244ml)	14.9cu inch/rev (244ml)
Final Drive Ratio	-	2.7:1	4:1	4:1
Drive Sprockets	-	13T and 35T #80	11T and 45T #80	11T and 45T #80
Crossover Relief Valve	2000psi cracking pressure	18-22rpm	1750psi cracking pressure	1750 psi cracking pressure
Recommended Reel Speed	36rpm	2"-28" (5cm-69cm)	36rpm	36rpm
Picks Rocks	2"-27" (5cm-69cm)		2"-27" (5cm-69cm)	2"-27" (5cm-69cm)

### OPTIONS - High Rise 8000 & 2500 Giant

- Various grate and reel options: Heavy duty 450BNH grate & reel • Standard narrow grate & reel (1 1/2" spacing) • Minimum till wide grate & reel (3 9/32" spacing)
- Hydraulic Reservoir Kit
- Hydraulic motor valve kit - This kit is used to meter oil between the hydraulic cylinders and the hydraulic motor so that reel speed does not decrease excessively when raising and lowering the grate. This option is useful on tractor models which use an open center hydraulic system
- Hydraulic swing hitch - This kit provides a hydraulic cylinder which allows you to move the hitch in and out of transport position from the comfort of your cab
- Dump Truck Bumper Kit - This kit provides adjustable bumpers that attach to the rear of the rock picker for backing up to trucks (Available on High Rise 8000 only)
- CE Shielding Kit - Provides extra shielding in the grate and reel areas to meet European shielding requirements
- Round bar grated back bucket (Available on High Rise 8000 only)
- North American or European light kits

### OPTIONS - RS-320 Jumbo

- Hydraulic Reservoir Kit
- Hydraulic Motor Valve Kit

# SCHULTE

#### Schulte Industries Ltd.

PO Box 70, Englefeld, SK Canada S0K 1N0

Ph (306) 287-3715 Fx (306) 287-3355

Email [info@schulte.ca](mailto:info@schulte.ca) Web [www.schulte.ca](http://www.schulte.ca)



Sold By:

Printed in Canada

212311

Schulte is a registered trademark of Alamo Group Inc.

Schulte Industries Ltd. reserves the right to change the design and specifications of its products without notice. Illustrations may include optional equipment and accessories, and may not include all standard equipment.

