



**CUMMINGS & BRICKER**

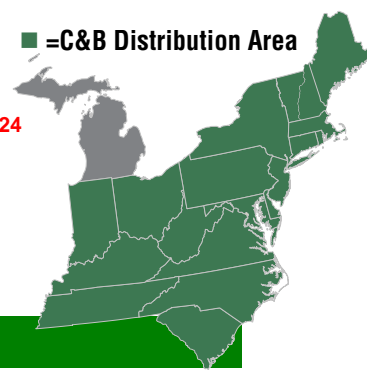
www.cummingsandbricker.com  
support@cummingsandbricker.com

Effective: 10/03/2024

F.O.B. C&B



Click here for ordering programs-Select Program #4 from Bookmarks



## AXIS TOOL ARM



**SEVEN YEAR LIMITED CONSUMER WARRANTY**

Effective on products retailed on or after January 1, 2023

ITEMNUMBER	DESCRIPTION	WEIGHT	PRICE
AXIS4	Axis Tool Arm 60" Offset 3PH (Price does not include cutter) Includes Hoses / No Couplers-For 48" Cutters	705	\$8,194.00
AXIS56	Axis Tool Arm 84" Offset 3PH (Price does not include cutter) Includes Hoses / No Couplers-For 5' and 6' Cutters	900	\$9,069.00

### AXIS TOOL ARM FEATURES

- Mow ditches up to 55 degrees
- Main lift cylinder is equipped with a pilot operated check valve to prevent the arm from drifting in the working position and also to retain arm safely in the transport position
- Pendular mounting enables the cutter to follow contour of the ditch when the control cylinder is in the float position.
- Cutter is rotated and raised to transport position
- Can be attached to any 4' – 6' 3 point rotary cutter



	AXIS56	AXIS4
<b>Weight</b>	Weight 900 lbs.	Weight 751 lbs.
<b>Capacity</b>	Capacity Max. 800 lbs.	Capacity Max. 480 lbs.
<b>Tractor Size Requirement</b>	Tractor size requirement: 4' cutter min. 30 hp Tractor size requirement: 5' cutter min. 60 hp Tractor size requirement: 6' cutter min. 80 hp	
<b>Cut Angle</b>	Cuts @ 55 ° with cylinder extended	Cuts @ 55 ° with cylinder extended
	Cuts @ 90 ° with cylinder retracted	Cuts @ 90 ° with cylinder retracted
<b>Remote</b>	Requires 2 remote outlets	Requires 2 remote outlets
<b>Mount</b>	Cat. 1 & 2 –Includes hoses-no couplers	Cat. 1 –Includes hoses-no couplers



# ROTARY CUTTERS

FOB C&B Warehouse = 72" & under - \$300; 73" & over - \$500; Over 96" = Get quote.

## Pulsar Rotary Cutters

ITEMNUMBER	DESCRIPTION	WEIGHT	PRICE
RC748SB	Rotary Cutter 48" - Shear Bolt, Rubber Guards	420	\$2,816.00
RC748SC	Rotary Cutter 48" - Slip Clutch, Rubber Guards	420	\$3,037.00
RC760SB	Rotary Cutter 60" - Shear Bolt, Rubber Guards	535	\$3,033.00
RC760SC	Rotary Cutter 60" - Slip Clutch, Rubber Guards	535	\$3,300.00
RC766SB	Rotary Cutter 66" - Shear Bolt, Rubber Guards	605	\$3,369.00
RC766SC	Rotary Cutter 66" - Slip Clutch, Rubber Guards	605	\$3,632.00
RC772SB	Rotary Cutter 72" - Shear Bolt, Rubber Guards	640	\$3,825.00
RC772SC	Rotary Cutter 72" - Slip Clutch, Rubber Guards	640	\$4,065.00
PRC72HD	Rotary Cutter 72" - Heavy Duty, Slip Clutch, 60HP	635	\$4,157.00

### PULSAR CUTTERS

The 700 Series Pulsar Cutters feature a 7" deep deck with round back. Increases airflow providing improved efficiency and cutting capacity.

- CAT I Quick Hitch Compatible
- 1 ½" – 13" cut height (10 Positions)
- 6 adjustments on the tailwheel height
- 2 bars supporting the 10 gauge deck
- Stump jumper blade bar
- ½" x 3" Blades
- 16" Segmented wheels
- Max brush diameter 2"
- Shear pin protection
- Rubber Guard Standard



	RC748	RC760	RC766	RC772
Cutting Path	48"	60"	66"	72"
Tip Speed (Ft/Min)	13,100	12,462	13,708	14,955
Tractor HP (min)	22	30	40	50
Gearbox Rating*	40	50	50	50

\*Based on field performance

## Options For Rotary Cutters

ITEMNUMBER	DESCRIPTION	PRICE
PRC60CHAIN	Chain Guards For 60" Cutter	\$512.00
PRC72CHAIN	Chain Guards For 72" Cutter	\$659.00
PRC84CHAIN	Chain Guards For 84" Cutter	\$747.00
PRC96CHAIN	Chain Guards For 96" Cutter	\$788.00
PRC120CHAIN	Chain Guards For 120" Cutter	\$894.00



## ROTARY CUTTERS

### Pulsar Plus Rotary Cutters

ITEMNUMBER	DESCRIPTION	WEIGHT	PRICE
PRCPLUS60	Rotary Cutter 60" - CAT 1 & 2, Slip Clutch, Rubber Guards	700	\$4,069.00
PRCPLUS72	Rotary Cutter 72" - CAT 1 & 2, Slip Clutch, Rubber Guards	865	\$4,959.00
PRCPLUS84	Rotary Cutter 84" - Heavy Duty, CAT 1 & 2, Slip Clutch, Rubber Guards	1220	\$6,977.00
PRCPLUS96	Rotary Cutter 96" - Heavy Duty, CAT 1 & 2, Slip Clutch, Rubber Guards	1475	\$10,613.00
PRCPLUS120	Rotary Cutter 120" - Heavy Duty, Draw Bar, Slip Clutch, Rubber Guards	1425	\$17,304.00
PRCPLUSDB	Drawbar Kit - Pulsar Plus 84" Or 96" Rotary Cutter		\$3,129.00

### PULSAR PLUS CUTTERS

- Maximum brush diameter 1.5"
- 5 Year limited warranty on gearbox
- CAT 1 & CAT 2 3PH
- Draw bar hitch (PRCPLUS120)
- Adjustable cutting height 2" – 10"
- Floating top link maintains cutting height
- 3 Blade design with stump jumper
- Standard front and rear rubber guards
- Deck protection ring
- Slip clutch to protect the drive line
- Bolt on skid shoe
- Optional chain curtains



	PRCPLUS60	PRCPLUS72	PRCPLUS84	PRCPLUS96	PRCPLUS120
Cutting Path	60"	72"	84"	96"	102"
Tip Speed (Ft/Min)	12,462	15,260	17,803	16,500	14,500
Wheel Type (Qty.)	16" Segmented (1)	16" Segmented (1)	16" Segmented (2)	16" Segmented (2)	16" Pneumatic (2)
Blades	3-1/2" x 3"	3-1/2" x 3"	3-1/2" x 3"	3-1/2" x 3"	6-1/2" x 4"
Tractor HP (min)	30-40	60	60	80	80
Gearbox Rating	75 HP	75 HP	90 HP	100 HP	125 HP
Deck	3/16"	3/16"	3/16"	3/16"	9GA




# ROTARY CUTTERS

## Rotary Winged Cutter

ITEMNUMBER	DESCRIPTION	WEIGHT	PRICE
PW180	Pulsar Wing 15' Flex Cutter	4400	\$32,418.00

### ROTARY WING CUTTER

Available in 15' model, the three triple blade assemblies make short work of stubble whether in the pasture, field or brush. Each wing can independently float 20 degrees in either directions to conform to the contours of the ground. The hydraulic wings fold up for ease of transport from field to field.



#### Features:

- 15' dual wing rotary cutter
- 4 heavy duty gearboxes, each covered with limited 5 year warranty
- Transport lock for each wing
- 1.5" diameter cutting capacity
- Stump jumper

PW180	
3PH Mount	Draw Bar Hitch
Cutting Height	3"-15"
Cutting Path	180"
Max Brush Diameter	1.5"
Overall Width (Wings Down)	184"
Folded Width (Wings Up)	78"
Tip Speed (Ft/Min)	15,100 ft/min on Wings 14,850 ft/min on center
Wheels	Pneumatic 21" wheels
Blades	9 blades 1/2" x 4"
Tractor HP (min)	75HP
PTO RPM	540
Gearbox Rating (Wing   Center   Divider)	140 HP   105 HP   87 HP
Deck	3/16"
Protection	Independent slip clutch on each spindle



## EXTREME DUTY BRUSH CUTTER

ITEMNUMBER	DESCRIPTION	WEIGHT	PRICE
BCH78XDA	78" Extreme Duty Brush Cutter - 10" Capacity / 14-20 GPM	2200	\$17,234.00
BCH78XDB	78" Extreme Duty Brush Cutter - 10" Capacity / 20-26 GPM	2200	\$17,234.00
BCH78XDC	78" Extreme Duty Brush Cutter - 10" Capacity / 206-33 GPM	2200	\$17,234.00
BCH78XDD	78" Extreme Duty Brush Cutter - 10" Capacity / 33-40 GPM	2200	\$17,234.00
BCHCMK	Carbide Mulch Kit - 16 Tooth Kit		\$696.00

### Extreme Duty Brush Cutter

MK Martin Extreme Duty Brush Cutter for skid steers is a powerful solution to clear dense brush, woody vegetation, and trees up to 10-inch diameter. At the core of the MK Extreme Duty Brush Cutter is the 78-inch diameter oversized rotor, manufactured using a 1-inch-thick steel plate. Four replaceable pivoting flail knives are attached to deliver maximum centrifugal velocity and shear force on every rotation.



#### Features:

- Reversible Front Push Bar (teeth side/smooth side)
- Direct Mounted Motor
- 700 Lb. 1" Thick Rotor
- Optional Carbide Tipped Mulching Knives
- Replaceable Skid Shoes

#### BCH78XD Specifications

Cut Capacity	78"
Machine Width	86.5"
Max Brush Diameter	10"
Radial Poston Motor	4 pkgs up to 40GPM
Recommended GPM	20+GPM
Torque	Higher Torque capability at ow speeds
Operating Pressure	Up to 4000 psi
Blades	4 blades
Heavy Duty Cutting Bar	1"
Tip Speed	20,000 ft/min
Deck Thickness	¼"



#### OPTIONAL BOLT-ON MULCHING KNIVES

Bolt-on mulching knives go on the bottom of the rotor to effortlessly mulch though stumps and logs.



#### OPTIONAL CARBIDE CHIPPER KNIVES

Another option for mulching stumps and logs



## UTV TRAIL MOWER

ITEMNUMBER	DESCRIPTION	WEIGHT	PRICE
UTVM48	UTV Trail Mower - Pull Type, 44" Cut, 19HP Electric Start Briggs & Stratton Engine	720	\$6,037.00
UTVM48E	UTV Trail Mower - Pull Type, 48" Cut, Twin 190CC Briggs & Stratton / Pull Start	325	\$3,973.00

### UTV TRAIL MOWER FEATURES

This rough cutting mower is built for creating and maintaining trails, managing your open fields.

The UTV mower is self-powered giving you the power you need to run without needing a PTO or hydraulic hookup.

The tongue can be set in 3 different positions allowing you to tow the mower either directly behind your UTV or offset to the left or the right.

- Briggs & Stratton Engines
- 12 Volt Electric Start (UTVM48 only)
- Remote e-Stop (UTVM48 only)
- 2 Rotor with 3 blades
- Adjustable cutting height (2" – 7") with ratchet style adjustment
- Flat free tires
- Swivel front wheels, fixed rear wheels (UTVM48 only)



SPECIFICATIONS	UTVM48	UTVM48E
Engine	19 HP Briggs & Stratton	2 - 1900CC Briggs & Stratton Engines
Starting System	Key (electric)	Pull Start
Fuel Tank	3 Gallon	1 Gallon
Deck	Rear Discharge	Rear Discharge
Deck Thickness	10 ga	10 ga
Cut Width	44"	48"
Cut Height	2" – 7"	2" – 6"
Max Brush Diameter	3/4"	1/2"
Wheels	14 x 6	2 1/2 x 12"

## LAWN SWEEPER

ITEMNUMBER	DESCRIPTION	WEIGHT	PRICE
LS1846	Pull Type 46" Wide - 6.5HP Vanguard-Elec, Height Adjust	515	\$5,272.00

### LAWN SWEEPER

Sweep up debris from your lawn with the new Lawn Sweeper from MK Martin. With a 21 cu.ft. hopper capacity, durable mesh netting, and a 46" wide broom, it takes fewer trips to get the job done. The poly bristle broom is gentle on your lawn and tough on debris. The handle on the side of the hopper and pivoting net frame allows for quick and easy dumping letting you finish the job even faster.



LS1846	
Sweeping Width	46"
Overall Width	65"
Length	95"
Motor (HP)	6.5 HP Vanguard Engine
Brush Diameter	18"
Drive System	Chain – Fully Engaged
Broom Lift	12V Electric
Hopper Capacity	21 Cu. Ft.
Wheels	13x5.00-6 NHS Flat Free Tires
Weight (lbs.)	515



**ELECTRIC ACTUATOR** adjusts the height of the broom for effective cleaning.



**HEIGHT ADJUSTMENT** is controlled with a switch box with a magnetic base for easy mounting to your tow unit.



**ADJUSTABLE CLEVIS HITCH** allows you to set the perfect height for easy hook up to the tow vehicle.



## 3 POINT HITCH DUMP BOX

ITEMNUMBER	DESCRIPTION	WEIGHT	PRICE
DB395R	Dump Box - 3PT, 10 Cu.Ft., 10" x 36" x 36", Quick Hitch Ready	120	\$1,208.00
DB495R	Dump Box - 3PT, 30 Cu.Ft., 18" x 48" x 48", Quick Hitch Ready	290	\$1,950.00

Available in: Black, Red, Green, Blue, & Orange

### Dump Box Features:

- 3 pt hitch hookup
- Quick and easy dump
- Raise and lower to desired height for loading
- Heavy duty tubular sub frame
- 14 ga. Material box structure

Models	DB495	DB395
Capacity	30 cu. ft.	10 cu. Ft.
Size	18x48x48	10x36x36
Weight	290 lbs	120 lbs



## Weight Box

ITEMNUMBER	DESCRIPTION	PRICE
MKWBC	Weight Box Cat I 3PH - 3.5 Cubic Feet, 27" x 13.5" x 26.25", 525 lb. Weight Capacity, Quick Hitch Ready, Charcoal	\$636.00

Available in: Black, Red, Green, Blue, & Orange

With a material holding volume of 3.5 cubic feet and maximum holding weight capacity of 525 LBS., this new weight box can add up to 575 LBS. of balancing weight to your CAT 1 3PH. This added weight backs up your tractor by offsetting your loader mounted attachments, keeping your tractor safely balanced.

- CAT. 1 Hitch
- 2" Reese Hitch Receiver
- Quick Hitch Compatible
- Tool Holders
- Clean Out Hatch
- 3-1/2 Cubic Foot Box Volume
- Max Weight (box and fill) 575 lbs.
- Max Weight (fill only) 525 lbs.
- Fill type
  - Concrete 150 lbs.
  - Gravel 110 lbs.
  - Sand 100 lbs.



Tool Holders



2" Hitch Receiver



Clean Out Hatch

**Does not fit Land Pride QH05**



## TRAILERED BACKHOE

ITEMNUMBER	DESCRIPTION	WEIGHT	PRICE
BT810	5' 3" Trailered Backhoe - 360 Rotation, 13.5HP Briggs & Stratton Engine, 12" & 18" Bucket w/ Mechanical Thumb	1323	\$8,106.00

### Trailer Backhoe

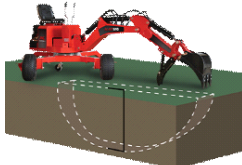
This trailered backhoe with electric start has a working depth of 5 feet 3 inches and a digging force of 1,764 lbs., making it the right machine for property maintenance or landscaping projects.

Easily towed from one job to the next, the BT810 offers a full 360 degree rotation, allowing you better range and maneuverability.

- 420cc Briggs & Stratton Gasoline Engine w/ electric start
- 13.5 HP
- 6' 8" bucket reach & 5' 3" working depth
- 2,320 PSI Hydraulic Pressure



360 Degree Rotation



4' 11" Working Depth



1764 lbs Digging Force



Towable Design



Curved Boom Design



12" & 18" Bucket w/ Mechanical Thumb





## GARDEN HILLER

ITEMNUMBER	DESCRIPTION	WEIGHT	PRICE
GH60	60" Garden Hiller - Cat 1 / 14" Disc	100	\$733.00

### Garden Hiller



- Shanks & sweeps keep soil loose after tractor compaction
- Adjustable disc height and horizontal spacing
- Discs angle is adjustable
- 2x2 steel tube construction

### SPECIFICATIONS

GH60	
Width	60"
Hitch	Cat 1
Disc	14"

## GROOMERS - HORSE TRACK & RING

ITEMNUMBER	DESCRIPTION	WEIGHT	PRICE
TC5	Track-Curry 5'- 13 Shanks 18-32HP	460	\$4,042.00
TC6	Track-Curry 6'- 15 Shanks 22-39HP	530	\$4,291.00
TC7	Track-Curry 7'- 17 Shanks 26-47HP	640	\$4,632.00
TC8	Track-Curry 8'- 19 Shanks 30-53HP	725	\$4,945.00

**C&B optional assembly charge: \$100**



**TRACK-CURRY** is designed to renovate and condition horse arenas and tracks in a single pass. The machine consists of two rows of heavy duty S-tine shanks with reversible points to loosen and cultivate the soil, an adjustable bar for leveling, and a 12" diameter pipe rear roller to gauge the depth and pack the soil to provide a uniform finish. The **TRACK-CURRY** cultivator provides a firm, yet forgiving surface that provides secure footing for your horses.

### Track Curry Options

ITEMNUMBER	DESCRIPTION	PRICE
TCWING	Track Curry Wing Levels Edge Of Ring	\$512.00
TCSA5	Scarifier Bar 60" For Track Curry - 4 Shanks	\$1,314.00
TCSA6	Scarifier Bar 72" For Track Curry - 5 Shanks	\$1,470.00
TCSE12	Scarifier Extension 12" - Track Curry Requires 1 For TC7 and 2 For TC8	\$420.00
TCSK	Sprinkler Kit - Track Curry 25 Gallon Tank	\$3,498.00

### OPTIONS



#### Wing

Easily levels the edge of the riding area for a clean, professional look.



#### Scarifier Bar

Each bar is adjustable or can be removed or inverted.



#### Sprinkler Kit

A 25 gallon tank sprinkler kit reduces dust thrown into the air when working with dry material.



## EXTREME DUTY GRADER BLADES

ITEMNUMBER	DESCRIPTION	WEIGHT	PRICE
MK8XD100	Blade 8' - XD100 100HP W/Hydraulic Tilt, Angle, Offset, 6 Hoses	1526	\$9,184.00
MK9XD100	Blade 9' - XD100 100HP W/Hydraulic Tilt, Angle, Offset, 6 Hoses	1619	\$9,415.00
MK9XD150	Blade 9' - 150HP W/Hydraulic Tilt, Angle, Offset, 6 Hoses	1796	\$10,659.00
MK10XD150	Blade 10' - 150HP W/Hydraulic Tilt, Angle, Offset, 6 Hoses	1850	\$10,733.00
MKGBXDTW	Tail Wheel Kit - For XD Blades		\$2,438.00



The Extreme Duty Grader Blade from MK Martin mounts to the 3-point hitch. Powered by tractor hydraulics, the XD series blade is equipped with hydraulic cylinders to adjust the offset of the arm, blade angle, and tilt angle of the blade. An additional hydraulic cylinder on the optional wheel kit helps to control cutting depth. The Extreme Duty grader blade is available in 8', 9' and 10' models for tractors with a rated horsepower of 100 and 150 hp.



	8XD-100	9XD-100	9XD-150	10XD-150
Horse Power (Max.)	100 HP	100 HP	150 HP	150 HP
Mount - 3PH	Cat. 2 & 3	Cat. 2 & 3	Cat. 2 & 3	Cat. 2 & 3
Moldboard Thickness	5/16"			
Moldboard Width	96"	108"	108"	120"
Moldboard Height	20"			
Offset Adjustment	27" left or right (hydraulic)			
Adjustment Angle	32° left or right (hydraulic)			
Adjustment Tilt	13° blade adjustment (hydraulic)			
King Pin	3-1/2"	3-1/2"	4"	4"
Cutting Edge	High Carbon 1/2" x 6" (reversible)			
Weight (lbs.)	1526 lbs.	1619 lbs.	1796 lbs.	1850 lbs.



## GRADER LEVELER

ITEMNUMBER	DESCRIPTION	WEIGHT	PRICE
GL578	Grader Leveler 60" Add Mount	566	\$2,936.00
GL678	Grader Leveler 72" Add Mount	630	\$3,102.00
GL778	Grader Leveler 84" Add Mount	696	\$3,277.00
GL878	Grader Leveler 96" Add Mount	760	\$3,590.00
MKGLSSMNT	Grader Leveler Skid Steer Mount		\$839.00
MKGL3PTMNT	Grader Leveler 3PT Mount		\$337.00

## LAND PLANE

ITEMNUMBER	DESCRIPTION	WEIGHT	PRICE
LP678	Land Plane 72" - 6 Shanks, Add Mount	1140	\$5,581.00
LP778	Land Plane 84" - 7 Shanks, Add Mount	1240	\$5,894.00
LP878	Land Plan 96" - 8 Shanks, Add Mount	1350	\$6,424.00
MKLPSSMNT	Skidsteer Adaptor - For Land Plane	156	\$839.00
MKLP3PTMNT	3PT Adaptor CAT I & II - For Land Plane	56	\$337.00

### GRADER LEVELER

#### Features

- Two ½" x 6" Reversible Cutting Edges
- 3/8" x 2 Reversible Skid Shoes
- Cutting edges can be manually adjusted to your desired cutting depth for optimal performance
- Order Mount separately (3PH or Skid Steer Adaptor)



### LAND PLANE

#### Features

- Two ½" x 6" Reversible Cutting Edges
- 3/8" x 2 Reversible Skid Shoes
- Cutting Edges are adjustable in 1" increments for optimal performance
- Hydraulically adjustable scarifier bar
- Grader quality shanks with replaceable tips
- Order Mount separately (3PH or Skid Steer Adaptor)





## IMPLEMENT CADDY

ITEMNUMBER	DESCRIPTION	WEIGHT	PRICE
MKC1200	Disc Mower Caddy Offset Wheels	1900	\$8,272.00
MKCHL	Disc Mower Caddy - Hydraulic Lift		\$415.00
MKC1201	Disc Mower Caddy Inline Wheels	1835	\$8,226.00

### Disc Mower Implement Caddy

The MK Disc Mower Implement Caddy transforms your 3PH disc mower into a pull type unit to help reduce wear on the mower while reducing stress from your tractor. Using the adjustable top link, you can connect your disc mower faster and easier than before, and with the addition of the adjustable you can level your caddy and mower for an even cut as you drive along.

The MK Disc Mower Implement Caddy comes in two models: inline (C1201) and offset (C1200).



**Adjustable Hitch** ensures the mower is level



**Hydraulic (option)** lifts the mower up and down hydraulically

	MKC1200	MKC1201
<b>Weight (lbs.)</b>	1,900	1,835
<b>Lift Cyl.</b>	3x8	3x8
<b>Tires</b>	11L15	11L15
<b>Main Frame</b>	7x7 Tube	7x7 Tube
<b>RPM</b>	540	540
<b>Driveline</b>	#5	#5
<b>Optional</b>	Hydraulic Lift	