

# JAY-LOR<sup>®</sup>

## PRICE BOOK



Effective October 3, 2023. Most current version on website Dealer Portal.

## Legal Disclaimer

*All information in this Price Book is provided under NDA*

This is a serial-tracked confidential document. Possession of our price book is considered to be a privilege reserved for Authorized Recipient's only and must be returned upon request. Disclosure of the information for any purpose other than the sale of a Jaylor product(s) to an end user is considered unlawful use and may be prosecuted to the full extent of the law. The information contained in this price book, is Proprietary and Confidential and belongs solely and exclusively to Jaylor. The Authorized Recipient shall not use the information for any purpose other than performing its obligations under the Jaylor Dealer; Distributor and/or Non-Disclosure Agreement.

Jaylor makes no representations or warranties as to the completeness or accuracy of the information and has no liability for any errors or omissions in the material(s). Variations between product and images may occur, Jaylor is not responsible for any variations. We reserve the right to alter, change delete or otherwise modify the information and prices without prior notice.



© Jaylor 2023. All Rights Reserved.



# Table of Contents

## Mini Vertical TMR

5050 Self Propelled	6
5050 Trailer	7
5050 Direct Drive Stationary	8
5050 Stationary	9
5050 Truck Mount	10
5050 Skid Steer	11
5100 Self Propelled	12
5100 Trailer	13
5100 Stationary	14
5100 Truck Mount	15
5150 Trailer	16
5150 Stationary	17
5275 Trailer	18
5275 Stationary	19

## Trailer Vertical TMR

5350 Single Auger	22
5400 Single Auger	24
5425 Single Auger	26
5575 Single Auger	28
5600 Twin Auger	30
5650 Twin Auger	32
5750 Twin Auger	34
5850 Twin Auger	36
5750HD Twin Auger	38
5850HD Twin Auger	40
51000HD Twin Auger	42
51250HD Twin Auger	44

## Stationary Vertical TMR

5350 Single Auger	48
5425 Single Auger	50
5575 Single Auger	52
5750 Twin Auger	54
5850 Twin Auger	56
51000 Twin Auger	58

## Truck Mount Vertical TMR

5425 Single Auger	62
5575 Single Auger	64
5750 Twin Auger	66
5750HD Twin Auger	68
5850HD Twin Auger	70
51000HD Twin Auger	72
51250HD Twin Auger	74

## Vertical Features/Options

Door Configurations	78
Conveyors & Chutes	79
Augers & Knives	80
Features	81
Options	82
Conveyor Specifications	83

## Truck Mount Horizontal TMR

H1650 Quad Auger	88
H1850 Quad Auger	90
H1950 Quad Auger	92
Features & Options	94

## Construction Dump Wagon

C118	98
C124	100
C130	102

## Manure Spreader

M1480	106
M1670	108
M1600HD	110
M1780HD	112
Features & Options	114

## Scale Systems

Dinamica Generale	118
DG System Selector	119
DG Feed Management	120
DG Product Sheets	123
Weightronix	130
Digi Star	131







# 5050 Self Propelled Mixer

## Single Auger TMR Mini



**Base Configuration** \$ 19,333

### Options

Stad 02 Scale Indicator		Included
No Engine -- 12VDC Battery & Cable required	Credit	-\$ 1,816
12" Chute w Magnet		\$ 725
Spare - 13pc. Knife Kit w/ Hdw, per Auger		\$ 449

### Included Features

- Honda 13 HP GX390 Gas Engine
- Manual Door w Discharge Chute
- 4 Point Weigh System
- Polyethylene Drum: 1/4" Reinforced Steel Floor
- Galvanized Steel Frame
- Sloped Top Square Cut Auger (1)
- Stainless Steel Angling Blade (1)
- Auger On/Off & Engine Throttle
- Hydrostatic All-Wheel Drive w Dynamic Braking
- Dedicated Pumps for Auger and Wheel Drive
- Pedal Control System for brakes, direction, speed
- Zero Degree turning capability

### Specifications

Capacity No Extension	50ft <sup>3</sup>   1.42m <sup>3</sup>
Height	69in   1.75m
Weight	1,300lbs   590kg
Width	46in   1.17m
Length	94in   2.39m
Flat Knife	13
Drum Material	Polyethylene
Drum Thickness	0.43in   10.9mm
Door Width	18in   45.7cm
Door Height	22in   55.9cm
Discharge Height	13in   33.0cm
Standard Tire	16x6.50-8 4PR (3)

**Warranty** 1 Year Entire Mixer



# 5050 Trailer Mixer

Single Auger TMR Mini



## Base Configuration

\$ 13,875

## Options

Stad 02 Scale Indicator	Included
Spare - 13pc. Knife Kit w/ Hdw, per Auger	\$ 449

## Included Features

Honda GX390 13 HP Gas Engine w Electric Start  
Manual Door w Discharge Chute  
4 Point Weigh System  
Polyethylene Drum: 1/4" Reinforced Steel Floor  
Galvanized Steel Frame  
Sloped Top Square Cut Auger (1)  
Stainless Steel Angling Blade (1)  
Manual Lever Control for Auger & Door  
2" Ball Hitch

## Specifications

Capacity No Extension	50ft <sup>3</sup>   1.42m <sup>3</sup>
Height	76in   1.93m
Weight	1,100lbs   500kg
Width	46in   1.17m
Length	100in   2.54m
Flat Knife	13
Drum Material	Polyethylene
Drum Thickness	0.43in   10.9mm
Door Width	18in   45.7cm
Door Height	22in   55.9cm
Discharge Height	21in   53.3cm
Standard Tire	20x10.00-8 4PR (2)

**Warranty** 1 Year Entire Mixer



# 5050 Direct Drive Stationary Mixer

Single Auger TMR Mini



**Base Configuration** \$ 10,029

## Options

Stad 02 Scale Indicator & 4 Point Weigh System	\$ 1,502
10 HP 1 PH 230 VAC Motor & Drive Components	\$ 3,983
12" Chute w Magnet	\$ 725
Spare - 13pc. Knife Kit w/ Hdw, per Auger	\$ 449

## Included Features

- Manual Adjustable Door w Discharge Chute
- Polyethylene Drum: 1/4" Reinforced Steel Floor
- Galvanized Steel Frame
- Sloped Top Square Cut Auger (1)
- Stainless Steel Angling Blade (1)

**Warranty** 1 Year Entire Mixer

## Specifications

Capacity No Extension	50ft <sup>3</sup>   1.42m <sup>3</sup>
Height - Min	67in   170cm
Height - Max	92in   234cm
Weight	1,100lbs   499kg
Width	47in   1.19m
Length	80in   2.03m
Flat Knife	13
Drum Material	Polyethylene
Drum Thickness	0.43in   10.9mm
Door Width	18in   45.7cm
Door Height	22in   55.9cm
Discharge Height - Min	11in   17.9cm
Discharge Height - Max	36in   91.4cm





# 5050 Stationary Mixer

## Single Auger TMR Mini



### Base Configuration

\$ 14,026

### Options

Stad 02 Scale Indicator	Included
12" Chute w Magnet	\$ 725
Spare - 13pc. Knife Kit w/ Hdw, per Auger	\$ 449

### Included Features

- 10 HP 1 PH 230 VAC Motor (1)
- Manual Door w Discharge Chute
- 4 Point Weigh System
- Polyethylene Drum: 1/4" Reinforced Steel Floor
- Galvanized Steel Frame
- Sloped Top Square Cut Auger (1)
- Stainless Steel Angling Blade (1)
- Hydraulic Control Valve for Auger(s)

### Specifications

Capacity No Extension	50ft <sup>3</sup>   1.42m <sup>3</sup>
Height	66in   1.68m
Weight	1,000lbs   455kg
Width	46in   1.17m
Length	74in   1.88m
Flat Knife	13
Drum Material	Polyethylene
Drum Thickness	0.43in   10.9mm
Door Width	18in   45.7cm
Door Height	22in   55.9cm
Discharge Height	12in   30.5cm

**Warranty** 1 Year Entire Mixer



# 5050 Truck Mount Mixer

Single Auger TMR Mini



## Base Configuration

\$ 14,026

## Options

Stad 02 Scale Indicator	Included
Spare - 13pc. Knife Kit w/ Hdw, per Auger	\$ 449

## Included Features

Honda GX390 13 HP Gas Engine w Electric Start  
Hydraulic Door w Discharge Chute  
4 Point Weigh System  
Polyethylene Drum: 1/4" Reinforced Steel Floor  
Galvanized Steel Frame  
Sloped Top Square Cut Auger (1)  
Stainless Steel Angling Blade (1)  
Remote Control for Auger & Door  
Underframe Tie-Down Mounting Brackets  
Easily maneuvered & installed on Flatbed truck

## Specifications

Capacity No Extension	50ft <sup>3</sup>   1.42m <sup>3</sup>
Height	68in   1.73m
Weight	1,000lbs   455kg
Width	49in   1.25m
Length	83in   2.11m
Flat Knife	13
Drum Material	Polyethylene
Drum Thickness	0.43in   10.9mm
Door Width	18in   45.7cm
Door Height	22in   55.9cm
Discharge Height	12in   30.5cm

**Warranty** 1 Year Entire Mixer



# 5050 Skid Steer Mixer

Single Auger TMR Mini



**Base Configuration** \$ 11,035

## Options

Stad 02 Scale Indicator	Included
Swivel Wheel Set and Jack Stand	\$ 1,900
Engineered Adapter Plate	\$ 976
<b>Specify Type - Bobcat, Cat, Manitou</b>	
Spare - 13pc. Knife Kit w/ Hdw, per Auger	\$ 449

## Included Features

Hydraulic Door w Discharge Chute  
4 Point Weigh System  
Polyethylene Drum: 1/4" Reinforced Steel Floor  
Galvanized Steel Frame  
Sloped Top Square Cut Auger (1)  
Stainless Steel Angling Blade (1)  
Remote Control for Auger & Door

**Warranty** 1 Year Entire Mixer

## Specifications

Capacity No Extension	50ft <sup>3</sup>   1.42m <sup>3</sup>
Height	74in   1.87m
Weight	1,100lbs   500kg
Width	58in   1.47m
Length	80in   2.03m
Flat Knife	13
Drum Material	Polyethylene
Drum Thickness	0.43in   10.9mm
Door Width	18in   45.7cm
Door Height	22in   55.9cm
Discharge Height	12in   30.5cm



# 5100 Self Propelled Mixer

*Twin Auger TMR Mini*



## Base Configuration

\$ 29,865

## Options

Stad 02 Scale Indicator	Included
12" Chute w Magnet	\$ 725
Sport Trail Tire & Rim 20.5x8.0-10 4PK*	nc
Spare - 13pc. Knife Kit w/ Hdw, per Auger	\$ 449

\*for larger capacity loads

## Included Features

Honda GX690 22 HP Gas Engine w Electric Start  
 Manual Door w Discharge Chute  
 4 Point Weigh System  
 Polyethylene Drum: 1/4" Reinforced Steel Floor  
 Galvanized Heavy Duty Steel Frame  
 Sloped Top Square Cut Auger (2)  
 Stainless Steel Angling Blade (2)  
 Auger On/Off & Engine Throttle  
 Hydrostatic All-Wheel Drive w Dynamic Braking  
 Dedicated Pumps for Auger and Wheel Drive  
 Pedal Control System for brakes, direction, speed  
 Zero Degree turning capability

## Specifications

Capacity No Extension	91ft <sup>3</sup>   2.58m <sup>3</sup>
Height	72.5in   1.85m
Weight	2,280lbs   1,035kg
Width	48.5in   1.23m
Length	129in   3.28m
Flat Knife	26
Drum Material	Polyethylene
Drum Thickness	0.43in   10.9mm
Door Width	18in   45.7cm
Door Height	22in   55.9cm
Discharge Height	14.5in   36.83cm
Standard Tire - Rear	21x11.00-10 4PR (2)
Standard Tire - Front	16x6.50-8 4PR (1)

**Warranty** 1 Year Entire Mixer



# 5100 Trailer Mixer

Twin Auger TMR Mini



## Base Configuration

\$ 27,214

## Options

Stad 02 Scale Indicator	Included
Spare - 13pc. Knife Kit w/ Hdw, per Auger	\$ 449

## Included Features

Honda GX690 22 HP Gas Engine w Electric Start  
Hydraulic Door w Discharge Chute  
Remote Control for Auger & Door  
4 Point Weigh System  
Polyethylene Drum: 1/4" Reinforced Steel Floor  
Galvanized Heavy Duty Steel Frame  
Sloped Top Square Cut Auger (2)  
Stainless Steel Angling Blade (2)  
Remote Control for Auger & Door  
Pin Hitch

## Specifications

Capacity No Extension	91ft <sup>3</sup>   2.58m <sup>3</sup>
Height	77in   1.96m
Weight	1,730lbs   785kg
Width	55.5in   1.41m
Length	146in   3.71m
Flat Knife	26
Drum Material	Polyethylene
Drum Thickness	0.43in   10.9mm
Door Width	18in   45.7cm
Door Height	22in   55.9cm
Discharge Height	16in   40.6cm
Standard Tire	26x2-12 8PR (2)

**Warranty** 1 Year Entire Mixer



# 5100 Stationary Mixer

## Twin Auger TMR Mini



**Base Configuration** \$ 25,700

### Options

Stad 02 Scale Indicator	Included
12" Chute w Magnet	\$ 725
15 HP 3 PH Motor (2)	\$ 1,143
Spare - 13pc. Knife Kit w/ Hdw, per Auger	\$ 449

### Included Features

- 10 HP 1 PH 230 VAC Motor (2)
- Manual Door w Discharge Chute
- 4 Point Weigh System
- Polyethylene Drum: 1/4" Reinforced Steel Floor
- Galvanized Heavy Duty Steel Frame
- Sloped Top Square Cut Auger (2)
- Stainless Steel Angling Blade (2)
- Hydraulic Control Valve for Auger(s)

**Warranty** 1 Year Entire Mixer

### Specifications

Capacity No Extension	91ft <sup>3</sup>   2.58m <sup>3</sup>
Height	69in   1.75m
Weight	1,850lbs   839kg
Width	55.5in   1.41m
Length	101.5in   2.58m
Flat Knife	26
Drum Material	Polyethylene
Drum Thickness	0.43in   10.9mm
Door Width	18in   45.7cm
Door Height	22in   55.9cm
Discharge Height	12in   30.5cm



# 5100 Truck Mount Mixer

*Twin Auger TMR Mini*



## Base Configuration

\$ 25,700

## Options

Stad 02 Scale Indicator	Included
Spare - 13pc. Knife Kit w/ Hdw, per Auger	\$ 449

## Included Features

Honda GX690 22 HP Gas Engine w Electric Start  
Hydraulic Door w Discharge Chute  
4 Point Weigh System  
Polyethylene Drum: 1/4" Reinforced Steel Floor  
Galvanized Heavy Duty Steel Frame  
Sloped Top Square Cut Auger (2)  
Stainless Steel Angling Blade (2)  
Remote Control for Auger & Door  
Underframe Tie-Down Mounting Brackets  
Easily maneuvered & installed on Flatbed truck

## Specifications

Capacity No Extension	91ft <sup>3</sup>   2.58m <sup>3</sup> 69in   1.75m
Height	1,530lbs   695kg
Weight	62.5in   1.59m
Width	101.5in   2.58m
Length	26
Flat Knife	Polyethylene
Drum Material	0.43in   10.9mm
Drum Thickness	18in   45.7cm
Door Width	22in   55.9cm
Door Height	5in   12.7cm
Discharge Height	

**Warranty** 1 Year Entire Mixer



# 5150 Trailer Mixer

Single Auger TMR Mini



## AA Door Configurations

07	Right Center Side	\$ 33,188
08	Left Center Side	\$ 33,188
09	Right & Left Center Side	\$ 33,688

## BB Undercarriage Configurations

01	Standard Axle w 10.0/75-15.3 18ply Tires	Included
----	--	----------

## CC Auger Options

01	Slide Plate Auger - 1/2" flighting	Included
----	------------------------------------	----------

## DD Stainless Steel Drum Liner Options

02	6" Liner	\$ 1,962
03	26" Liner	\$ 4,633

## Included Features

- 3 Point Weigh System
- Heavy Duty Single Straight Axle & Hubs
- Tungsten Carbide Coated Knives
- Welded Mixing Chamber
- Structurally Reinforced Frame
- Planetary Gearbox
- Mix Viewing Window
- Restrictor Blades (2)
- Adjustable Cast Hitch
- Central Greasing Bank

**Warranty** 1 Year Entire Mixer | 4 Year Weigh System | 5 Year Frame

## Options

Chute	Included
DG500 Scale Indicator	Included
#6 PTO 540 RPM -- upgrade na	Included
3' Conveyor	\$ 4,120
Magnet -- na w 3' conveyor	\$ 573
Road Light Package	\$ 477
12" Plastic Extension*^	\$ 784
Safety Chains	\$ 367
Spare - 10-pack Knife Kit w/ Hdw	\$ 1,655
Spare Tire & Rim - 18ply (ea)	\$ 417

\*not installed | ^hay retention only

## Specifications

Capacity No Extension	155ft <sup>3</sup>   4.4m <sup>3</sup>
With 12" Extension	200ft <sup>3</sup>   5.7m <sup>3</sup>
Weight	4,300lbs   1,950kg
Height*	86in   2.2m
Length	140in   3.6m
Drum Width	76.5in   1.9m
PTO Speed	540 RPM
Min. HP Requirement	35 HP
Auger Speed	41 RPM
Number of Knives	8
Auger Flighting Thickness	1/2in   13mm
Discharge Height	35in   88.9cm
Door Opening Width	25in   63.5cm
Floor Thickness	1/2in   13mm
Drum Wall Thickness	1/4in   6mm

\*lifting lugs protrude an additional 1.5in | 3.8cm above





# 5150 Stationary Mixer

Single Auger TMR Mini



## AA Door Configurations

<b>07</b> Right Center Side	\$ 42,703
<b>08</b> Left Center Side	\$ 42,703
<b>09</b> Right & Left Center Side	\$ 36,720

## CC Auger Options

<b>01</b> Slide Plate Auger - 1/2" flighting	Included
--	----------

## DD Stainless Steel Drum Liner Options

<b>02</b> 6" Liner	\$ 1,962
<b>03</b> 26" Liner	\$ 4,633

## Included Features

- 10 HP 1 PH 230 VAC Motor (2)
- Motor Platform Assembly
- 4 Point Weigh System
- Tungsten Carbide Coated Knives
- Welded Mixing Chamber
- Structurally Reinforced Frame
- Planetary Gearbox
- Mix Viewing Window
- Restrictor Blades (2)
- Central Greasing Bank

## Options

Chute	Included
DG500 Scale Indicator	Included
Magnet	\$ 573
12" Plastic Extension*^	\$ 784
Spare - 10-pack Knife Kit w/ Hdw	\$ 1,655

\*not installed | ^hay retention only

## Specifications

Capacity No Extension	155ft <sup>3</sup>   4.4m <sup>3</sup>
With 12" Extension	200ft <sup>3</sup>   5.7m <sup>3</sup>
Height*	86in   2.2m
Length	140in   3.6m
Weight	3,800lbs   1,724kg
Drum Width	76.5in   1.9m
Min. HP Requirement	2x 10 HP
Auger Speed	41 RPM
Number of Knives	8
Auger Flighting Thickness	1/2in   13mm
Discharge Height	35in   88.9cm
Door Opening Width	25in   63.5cm
Floor Thickness	1/2in   13mm
Drum Wall Thickness	1/4in   6mm

\*lifting lugs protrude an additional 1.5in | 3.8cm above

**Warranty** 1 Year Entire Mixer | 4 Year Weigh System | 5 Year Frame



# 5275 Trailer Mixer

*Twin Auger TMR Mini*



## AA Door Configurations

<b>09</b> Right & Left Center Side	\$ 44,000
<b>13</b> Dual - Right Center Side	\$ 44,000
<b>14</b> Dual - Left Center Side	\$ 44,000

## BB Undercarriage Configurations

<b>01</b> Standard Axle w 10.0/75-15.3 18ply Tires	Included
--	----------

## CC Auger Options

<b>01</b> Slide Plate Auger - 1/2" flighting	Included
--	----------

## DD Stainless Steel Drum Liner Options

<b>02</b> 6" Liner	\$ 1,962
<b>03</b> 26" Liner	\$ 4,633

## Included Features

- 3 Point Weigh System
- Heavy Duty Single Straight Axle & Hubs
- Tungsten Carbide Coated Knives
- Welded Mixing Chamber
- Structurally Reinforced Frame
- Planetary Gearbox
- Mix Viewing Window
- Restrictor Blades (2)
- Adjustable Cast Hitch
- Central Greasing Bank

**Warranty** 1 Year Entire Mixer | 4 Year Weigh System | 5 Year Frame



## Options

Chute	Included
DG500 Scale Indicator	Included
#6 PTO 540 RPM -- upgrade na	Included
3' Conveyor	\$ 4,120
Magnet -- na w 3' conveyor	\$ 573
Road Light Package	\$ 477
12" Plastic Extension*^	\$ 784
Safety Chains	\$ 367
Spare - 10-pack Knife Kit w/ Hdw	\$ 1,655
Spare Tire & Rim - 18ply (ea)	\$ 417

\*not installed | ^hay retention only

## Specifications

Capacity No Extension	300ft <sup>3</sup>   8.5m <sup>3</sup>
With 12" Extension	375ft <sup>3</sup>   10.6m <sup>3</sup>
Weight	6,800lbs   3,100kg
Height*	83in   2.1m
Length	212in   5.4m
Drum Width	76.5in   1.9m
PTO Speed	540 RPM
Min. HP Requirement	45 HP
Auger Speed	41 RPM
Number of Knives	16
Auger Flighting Thickness	1/2in   13mm
Discharge Height	33in   84cm
Door Opening Width	25in   64cm
Floor Thickness	1/2in   13mm
Drum Wall Thickness	1/4in   6mm

\*lifting lugs protrude an additional 1.5in | 3.8cm above



# 5275 Stationary Mixer

*Twin Auger TMR Mini*



## AA Door Configurations

<b>09</b>	Right & Left Center Side	\$ 51,946
<b>13</b>	Dual - Right Center Side	\$ 51,946
<b>14</b>	Dual - Left Center Side	\$ 51,946

## CC Auger Options

<b>01</b>	Slide Plate Auger - 1/2" flighting	Included
-----------	------------------------------------	----------

## DD Stainless Steel Drum Liner Options

<b>02</b>	6" Liner	\$ 1,962
<b>03</b>	26" Liner	\$ 4,633

## Included Features

- 10 HP 1 PH 230 VAC Motor (2)
- Motor Platform Assembly
- 4 Point Weigh System
- Tungsten Carbide Coated Knives
- Welded Mixing Chamber
- Structurally Reinforced Frame
- Planetary Gearbox
- Mix Viewing Window
- Restrictor Blades (2)
- Central Greasing Bank

## Options

Chute	Included
DG500 Scale Indicator	Included
Magnet	\$ 573
12" Plastic Extension*^	\$ 784
Spare - 10-pack Knife Kit w/ Hdw	\$ 1,655

\*not installed | ^hay retention only

## Specifications

Capacity No Extension	300ft <sup>3</sup>   8.5m <sup>3</sup>
With 12" Extension	375ft <sup>3</sup>   10.6m <sup>3</sup>
Height*	83in   2.1m
Length	212in   5.4m
Weight	6,000lbs   2,722kg
Drum Width	76.5in   1.9m
Min. HP Requirement	2x 10 HP
Auger Speed	41 RPM
Number of Knives	16
Auger Flighting Thickness	1/2in   13mm
Discharge Height	33in   84cm
Door Opening Width	25in   64cm
Floor Thickness	1/2in   13mm
Drum Wall Thickness	1/4in   6mm

\*lifting lugs protrude an additional 1.5in | 3.8cm above

**Warranty** 1 Year Entire Mixer | 4 Year Weigh System | 5 Year Frame







# 5350 Trailer Mixer

Single Auger TMR



## AA Door Configurations - see options and features page 77

01	Front Center -- conveyor required	\$	45,625
02	Front Center & Rear Center -- conveyor required	\$	48,933
03	Front Right Corner w Drop Floor	\$	47,066
04	Front Right Corner	\$	46,110
06	Rear Left Corner	\$	46,582
07	Right Center Side	\$	46,487
08	Left Center Side	\$	46,487
09	Right & Left Center Side	\$	49,803

## BB Undercarriage Configurations

01	Standard Axle w 12.5-15 8ply Tires	Included	
02	Standard Axle w 15.0/55-17 26ply Tires	\$	969

## CC Auger Options - see option and features page 79

01	Slide Plate Auger - 5/8" flighting	Included	
02	Angling Blade Auger - 5/8" flighting	nc	
03	HD Slide Plate Auger - 3/4" flighting	\$	999
04	HD Angling Blade Auger - 3/4" flighting	\$	999

## DD Stainless Steel Drum Liner | Hay Retention Ring Options

02	6" Liner	\$	2,050
03	26" Liner	\$	5,650
04	Hay Ring	\$	4,529
05	6" Liner & Hay Ring	\$	6,579
06	26" Liner & Hay Ring	\$	10,179

## Door Options - see features and options page 78

	Chute - right/left center side	Included	
	Magnet - right/left center side or drop floor	\$	552
	12" Chute - front corner or rear center	\$	504
	12" Chute w Magnet - front corner or rear center	\$	1,051

## Conveyor Options - see options and features page 78

	6' Conveyor w 41" Hydraulic Extension	\$	7,643
	6' Conveyor w 48" Hydraulic Extension*	\$	7,987
	6' Conveyor w 60" Hydraulic Extension*	\$	8,339
	6' Conveyor w 72" Hydraulic Extension*	\$	8,642
	8' Dual Discharge Conveyor	\$	5,629
	9' 2" Dual Discharge Conveyor*	\$	5,837
	3' Conveyor - front corner door only	\$	3,924
	Discharge Magnet Assembly -- na w 3' conveyor	\$	655
	Anti-Spill Rubber Flap -- na w magnet or dual conveyor	\$	284
	Conveyor End Shield Kit -- one way discharge	\$	552

## Options

#6 PTO 540 RPM	Included	
#8 PTO 540 RPM	\$	301
#8 CV PTO 540 RPM	\$	1,307
#8 PTO 1000 RPM -- included w 1000 RPM gearbox	Included	
#8 CV PTO 1000 RPM -- upgrade w 1000 RPM gearbox	\$	1,000
1000 RPM Planetary Gearbox Upgrade	\$	2,214
8" Plastic Extension*^	\$	630
12" Plastic Extension*^	\$	755
16" Plastic Extension*^	\$	842
Spare Tire & Rim - 8ply (ea)	\$	937
Spare Tire & Rim - 26ply (ea)	\$	1,273
Alexander Knife - 1 or 2 per auger (ea)	\$	314
Vertical Knife <sup>±</sup> - 1 or 2 per auger (ea)	\$	214
Bolt on Angling Blade - na on angling blade auger	\$	258
Spare - 10 Pack Knife Kit w/ Hdw	\$	1,655
2 Speed Manual Transmission 1.3:1 or 1.8:1	\$	5,421
Remote Shifter -- mechanical in cab	\$	798
SS Cladding - Slide Plate Auger -- 1st flight & slide plate	\$	2,050
SS Cladding - Angling Blade Auger -- 1st flight	\$	2,050
Safety Chains	\$	257
Fenders	\$	823
Road Light Package	\$	460
Battery Mount	\$	156
6 Year Full Planetary Warranty Upgrade	\$	1,862
Towing Eye Hitch	nc	

\*not installed | ^hay retention only | <sup>±</sup>na on angling blade auger



# 5350



## Included Features

- DG500 Scale Indicator
- Ladder w/ Viewing Stand
- 3 Point Weigh System
- Rapid Discharge Door
- Galvanized Discharge Conveyor
- Sloped Top Square Cut Auger
- Tungsten Carbide Coated Knives
- Welded Mixing Chamber
- Structurally Reinforced Frame
- Shear Bolt Protection
- Mixer Level Indicator
- Heavy Duty Single Straight Axle & Hubs
- Mix Viewing Window
- Restrictor Blades (2)
- Adjustable Cast Hitch
- Heavy Duty Planetary Gearbox
- Patented Open Loop Oil Reservoir
- Shaker Box

## Specifications

Capacity No Extension	350ft <sup>3</sup>   9.9m <sup>3</sup>
With 8" Extension	380ft <sup>3</sup>   10.8m <sup>3</sup>
With 12" Extension	405ft <sup>3</sup>   11.5m <sup>3</sup>
With 16" Extension	425ft <sup>3</sup>   12.0m <sup>3</sup>
Weight	7,300lbs   3,300kg
Height	103in   262cm
Length	201in   511cm
Drum Width	91in   231cm
PTO Speed	540 RPM
Min. HP Requirement	60 HP
Auger Speed	41 RPM
Number of Knives	9
Auger Flighting Thickness	5/8in   16mm
Max Discharge Height - see page 83	
Conveyor Width	36in   91cm
Door Opening Width	42in   107cm
Floor Thickness	5/8in   16mm
Drum Wall Thickness	1/4in   6mm
Standard Tire	12.5-15" 8ply (2)
Wheel Assembly	Single Straight Axle

## Warranty

- 1 Year Entire Mixer | 4 Year Weigh System
- 5 Year Frame | 5 Year Pro-Rated Planetary Gearbox



# 5400 Trailer Mixer

Single Auger TMR



## AA Door Configurations - see options and features page 77

<b>01</b> Front Center -- conveyor required	\$ 49,146
<b>02</b> Front Center & Rear Center -- conveyor required	\$ 52,456
<b>03</b> Front Right Corner w Drop Floor	\$ 50,582
<b>04</b> Front Right Corner	\$ 49,626
<b>06</b> Rear Left Corner	\$ 50,098
<b>07</b> Right Center Side	\$ 50,457
<b>08</b> Left Center Side	\$ 50,457
<b>09</b> Right & Left Center Side	\$ 53,042

## BB Undercarriage Configurations

<b>01</b> Standard Axle w 15.0/55-17 26ply Tires	Included
<b>03</b> HD Axle w 245/70R-19.5 Dual Tires	\$ 5,025
<b>04</b> HD Axle w 435/50R-19.5 Super Single Tires	\$ 5,025
<b>05</b> Standard Axle w 30x11.5-14.5 20ply Low Profile Tires	\$ 1,083

## CC Auger Options - see option and features page 79

<b>01</b> Slide Plate Auger - 5/8" flighting	Included
<b>02</b> Angling Blade Auger - 5/8" flighting	nc
<b>03</b> HD Slide Plate Auger - 3/4" flighting	\$ 999
<b>04</b> HD Angling Blade Auger - 3/4" flighting	\$ 999

## DD Stainless Steel Drum Liner | Hay Retention Ring Options

<b>02</b> 6" Liner	\$ 2,050
<b>03</b> 26" Liner	\$ 5,650
<b>04</b> Hay Ring	\$ 4,529
<b>05</b> 6" Liner & Hay Ring	\$ 6,579
<b>06</b> 26" Liner & Hay Ring	\$ 10,179

## Door Options - see features and options page 78

Chute - right/left center side	Included
Magnet - right/left center side or drop floor	\$ 552
12" Chute - front corner or rear center	\$ 504
12" Chute w Magnet - front corner or rear center	\$ 1,051

## Conveyor Options - see options and features page 78

6' Conveyor w 41" Hydraulic Extension	\$ 7,643
6' Conveyor w 48" Hydraulic Extension*	\$ 7,987
6' Conveyor w 60" Hydraulic Extension*	\$ 8,339
6' Conveyor w 72" Hydraulic Extension*	\$ 8,642
9' 2" Dual Discharge Conveyor*	\$ 5,837
3' Conveyor - front corner door only	\$ 3,924
Discharge Magnet Assembly -- na w 3' conveyor	\$ 655
Anti-Spill Rubber Flap -- na w magnet or dual conveyor	\$ 284
Conveyor End Shield Kit -- one way discharge	\$ 552

## Options

#6 PTO 540 RPM	Included
#8 PTO 540 RPM	\$ 301
#8 CV PTO 540 RPM	\$ 1,307
#8 PTO 1000 RPM -- included w 1000 RPM gearbox	Included
#8 CV PTO 1000 RPM -- upgrade w 1000 RPM gearbox	\$ 1,000
1000 RPM Planetary Gearbox Upgrade	\$ 2,214
8" Plastic Extension*^	\$ 630
12" Plastic Extension*^	\$ 755
16" Plastic Extension*^	\$ 842
Spare Tire & Rim - 26ply (ea)	\$ 1,273
Spare Tire & Rim - 19.5 Dual Set (ea)	\$ 2,990
Spare Tire & Rim - 19.5 Super Single (ea)	\$ 2,038
Spare Tire & Rim - 14.5 Low Profile (ea)	\$ 1,745
Alexander Knife - 1 per auger (ea)	\$ 314
Vertical Knife <sup>±</sup> - 1 or 2 per auger (ea)	\$ 214
Bolt on Angling Blade - na on angling blade auger	\$ 258
Spare - 10 Pack Knife Kit w/ Hdw	\$ 1,655
2 Speed Manual Transmission 1.3:1 or 1.8:1	\$ 5,421
Remote Shifter -- mechanical in cab	\$ 798
SS Cladding - Slide Plate Auger -- 1st flight & slide plate	\$ 2,050
SS Cladding - Angling Blade Auger -- 1st flight	\$ 2,050
Safety Chains	\$ 257
Fenders	\$ 823
Road Light Package	\$ 460
Battery Mount	\$ 156
6 Year Full Planetary Warranty Upgrade	\$ 1,862
Towing Eye Hitch	nc

\*not installed | ^hay retention only | <sup>±</sup>na on angling blade auger





# 5400



## Included Features

- DG500 Scale Indicator
- Ladder w/ Viewing Stand
- 3 Point Weigh System
- Rapid Discharge Door
- Galvanized Discharge Conveyor
- Sloped Top Square Cut Auger
- Tungsten Carbide Coated Knives
- Welded Mixing Chamber
- Structurally Reinforced Frame
- Shear Bolt Protection
- Mixer Level Indicator
- Heavy Duty Single Straight Axle & Hubs
- Mix Viewing Window
- Restrictor Blades (2)
- Adjustable Cast Hitch
- Heavy Duty Planetary Gearbox
- Patented Open Loop Oil Reservoir
- Shaker Box

## Specifications

Capacity No Extension	375ft <sup>3</sup>   10.6m <sup>3</sup>
With 8" Extension	410ft <sup>3</sup>   11.6m <sup>3</sup>
With 12" Extension	440ft <sup>3</sup>   12.5m <sup>3</sup>
With 16" Extension	465ft <sup>3</sup>   13.2m <sup>3</sup>
Weight	7,900lbs   3,600kg
Height w standard 8ply tires	96in   244cm
Height w optional low profile tires	93in   236cm
Length	212in   538cm
Drum Width	102in   259cm
PTO Speed	540 RPM
Min. HP Requirement	70 HP
Auger Speed	41 RPM
Number of Knives	8
Auger Flighting Thickness	5/8in   16mm
Max Discharge Height - see page 83	
Conveyor Width	36in   91cm
Door Opening Width	42in   107cm
Floor Thickness	5/8in   16mm
Drum Wall Thickness	1/4in   6mm
Standard Tire	15.0/55-17" 26ply (2)
Wheel Assembly	Single Straight Axle

## Warranty

- 1 Year Entire Mixer | 4 Year Weigh System
- 5 Year Frame | 5 Year Pro-Rated Planetary Gearbox



# 5425 Trailer Mixer

Single Auger TMR



## AA Door Configurations - see options and features page 77

01	Front Center -- conveyor required	\$ 48,468
02	Front Center & Rear Center -- conveyor required	\$ 51,783
03	Front Right Corner w Drop Floor	\$ 49,909
04	Front Right Corner	\$ 48,952
06	Rear Left Corner	\$ 49,426
07	Right Center Side	\$ 49,337
08	Left Center Side	\$ 49,337
09	Right & Left Center Side	\$ 52,646

## BB Undercarriage Configurations

01	Standard Axle w 15.0/55-17 26ply Tires	Included
03	HD Axle w 245/70R-19.5 Dual Tires	\$ 5,025
04	HD Axle w 435/50R-19.5 Super Single Tires	\$ 5,025

## CC Auger Options - see option and features page 79

01	Slide Plate Auger - 5/8" flighting	Included
02	Angling Blade Auger - 5/8" flighting	nc
03	HD Slide Plate Auger - 3/4" flighting	\$ 999
04	HD Angling Blade Auger - 3/4" flighting	\$ 999

## DD Stainless Steel Drum Liner | Hay Retention Ring Options

02	6" Liner	\$ 2,050
03	26" Liner	\$ 5,650
04	Hay Ring	\$ 4,529
05	6" Liner & Hay Ring	\$ 6,579
06	26" Liner & Hay Ring	\$ 10,179

## Door Options - see features and options page 78

Chute - right/left center side	Included
Magnet - right/left center side or drop floor	\$ 552
12" Chute - front corner or rear center	\$ 504
12" Chute w Magnet - front corner or rear center	\$ 1,051

## Conveyor Options - see options and features page 78

6' Conveyor w 41" Hydraulic Extension	\$ 7,643
6' Conveyor w 48" Hydraulic Extension*	\$ 7,987
6' Conveyor w 60" Hydraulic Extension*	\$ 8,339
6' Conveyor w 72" Hydraulic Extension*	\$ 8,642
8' Dual Discharge Conveyor	\$ 5,629
9' 2" Dual Discharge Conveyor*	\$ 5,837
3' Conveyor - front corner door only	\$ 3,924
Discharge Magnet Assembly -- na w 3' conveyor	\$ 655
Anti-Spill Rubber Flap -- na w magnet or dual conveyor	\$ 284
Conveyor End Shield Kit -- one way discharge	\$ 552

## Options

#6 PTO 540 RPM	Included
#8 PTO 540 RPM	\$ 301
#8 CV PTO 540 RPM	\$ 1,307
#8 PTO 1000 RPM -- included w 1000 RPM gearbox	Included
#8 CV PTO 1000 RPM -- upgrade w 1000 RPM gearbox	\$ 1,000
1000 RPM Planetary Gearbox Upgrade	\$ 2,214
8" Plastic Extension*^	\$ 630
12" Plastic Extension*^	\$ 755
16" Plastic Extension*^	\$ 842
Spare Tire & Rim - 26ply (ea)	\$ 1,273
Spare Tire & Rim - 19.5 Dual Set (ea)	\$ 2,990
Spare Tire & Rim - 19.5 Super Single (ea)	\$ 2,038
Alexander Knife - 1 or 2 per auger (ea)	\$ 314
Vertical Knife* - 1 or 2 per auger (ea)	\$ 214
Bolt on Angling Blade - na on angling blade auger	\$ 258
Spare - 10 Pack Knife Kit w/ Hdw	\$ 1,655
2 Speed Manual Transmission 1.3:1 or 1.8:1	\$ 5,421
Remote Shifter -- mechanical in cab	\$ 798
SS Cladding - Slide Plate Auger -- 1st flight & slide plate	\$ 2,050
SS Cladding - Angling Blade Auger -- 1st flight	\$ 2,050
Safety Chains	\$ 257
Fenders	\$ 823
Road Light Package	\$ 460
Battery Mount	\$ 156
6 Year Full Planetary Warranty Upgrade	\$ 1,862
Towing Eye Hitch	nc
not installed   ^hay retention only   *na on angling blade auger	



# 5425



## Included Features

- DG500 Scale Indicator
- Ladder w/ Viewing Stand
- 3 Point Weigh System
- Rapid Discharge Door
- Galvanized Discharge Conveyor
- Sloped Top Square Cut Auger
- Tungsten Carbide Coated Knives
- Welded Mixing Chamber
- Structurally Reinforced Frame
- Shear Bolt Protection
- Mixer Level Indicator
- Heavy Duty Single Straight Axle & Hubs
- Mix Viewing Window
- Restrictor Blades (2)
- Adjustable Cast Hitch
- Heavy Duty Planetary Gearbox
- Patented Open Loop Oil Reservoir
- Shaker Box

## Specifications

Capacity No Extension	450ft <sup>3</sup>   12.7m <sup>3</sup>
With 8" Extension	485ft <sup>3</sup>   13.7m <sup>3</sup>
With 12" Extension	515ft <sup>3</sup>   14.6m <sup>3</sup>
With 16" Extension	540ft <sup>3</sup>   15.3m <sup>3</sup>
Weight	7,500lbs   3,400kg
Height	108in   274cm
Length	212in   538cm
Drum Width	97in   246cm
PTO Speed	540 RPM
Min. HP Requirement	70 HP
Auger Speed	41 RPM
Number of Knives	9
Auger Flighting Thickness	5/8in   16mm
Max Discharge Height - see page 83	
Conveyor Width	36in   91cm
Door Opening Width	42in   107cm
Floor Thickness	5/8in   16mm
Drum Wall Thickness	1/4in   6mm
Standard Tire	15.0/55-17" 26ply (2)
Wheel Assembly	Single Straight Axle

## Warranty

- 1 Year Entire Mixer | 4 Year Weigh System
- 5 Year Frame | 5 Year Pro-Rated Planetary Gearbox



# 5575 Trailer Mixer

Single Auger TMR



## AA Door Configurations - see options and features page 77

01	Front Center -- conveyor required	\$	53,059
02	Front Center & Rear Center -- conveyor required	\$	56,375
03	Front Right Corner w Drop Floor	\$	54,500
04	Front Right Corner	\$	53,544
06	Rear Left Corner	\$	54,016
07	Right Center Side	\$	53,928
08	Left Center Side	\$	53,928
09	Right & Left Center Side	\$	57,238

## BB Undercarriage Configurations

01	Standard Axle w 15.0/55-17 26ply Tires	Included	
03	HD Axle w 245/70R-19.5 Dual Tires	\$	5,025
04	HD Axle w 435/50R-19.5 Super Single Tires	\$	5,025

## CC Auger Options - see option and features page 79

01	Slide Plate Auger - 5/8" flighting	Included	
02	Angling Blade Auger - 5/8" flighting	nc	
03	HD Slide Plate Auger - 3/4" flighting	\$	999
04	HD Angling Blade Auger - 3/4" flighting	\$	999

## DD Stainless Steel Drum Liner | Hay Retention Ring Options

02	6" Liner	\$	2,050
03	26" Liner	\$	5,650
04	Hay Ring	\$	4,529
05	6" Liner & Hay Ring	\$	6,579
06	26" Liner & Hay Ring	\$	10,179

## Door Options - see features and options page 78

Chute - right/left center side	Included	
Magnet - right/left center side or drop floor	\$	552
12" Chute - front corner or rear center	\$	504
12" Chute w Magnet - front corner or rear center	\$	1,051

## Conveyor Options - see options and features page 78

6' Conveyor w 41" Hydraulic Extension	\$	7,643
6' Conveyor w 48" Hydraulic Extension*	\$	7,987
6' Conveyor w 60" Hydraulic Extension*	\$	8,339
6' Conveyor w 72" Hydraulic Extension*	\$	8,642
9' 2" Dual Discharge Conveyor*	\$	5,837
3' Conveyor - front corner door only	\$	3,924
Discharge Magnet Assembly -- na w 3' conveyor	\$	655
Anti-Spill Rubber Flap -- na w magnet or dual conveyor	\$	284
Conveyor End Shield Kit -- one way discharge	\$	552

## Options

#8 PTO 540 RPM	Included	
#8 CV PTO 540 RPM	\$	1,307
#8 PTO 1000 RPM -- included w 1000 RPM gearbox	Included	
#8 CV PTO 1000 RPM -- upgrade w 1000 RPM gearbox	\$	1,000
1000 RPM Planetary Gearbox Upgrade	\$	2,214
8" Plastic Extension*^	Included	
12" Plastic Extension*^	\$	755
16" Plastic Extension*^	\$	842
Spare Tire & Rim - 26ply (ea)	\$	1,273
Spare Tire & Rim - 19.5 Dual Set (ea)	\$	2,990
Spare Tire & Rim - 19.5 Super Single (ea)	\$	2,038
Alexander Knife - 1 per auger (ea)	\$	314
Vertical Knife - 1 or 2 per auger (ea)	\$	214
Bolt on Angling Blade - na on angling blade auger	\$	258
Spare - 10 Pack Knife Kit w/ Hdw	\$	1,655
2 Speed Manual Transmission 1.3:1 or 1.8:1	\$	5,421
Remote Shifter -- mechanical in cab	\$	798
SS Cladding - Slide Plate Auger -- 1st flight & slide plate	\$	2,050
SS Cladding - Angling Blade Auger -- 1st flight	\$	2,050
Safety Chains	\$	257
Fenders	\$	823
Road Light Package	\$	460
Battery Mount	\$	156
6 Year Full Planetary Warranty Upgrade	\$	1,862
Towing Eye Hitch	nc	

\*not installed | ^hay retention only | ^na on angling blade auger



# 5575



## Included Features

- DG500 Scale Indicator
- Ladder w/ Viewing Stand
- 3 Point Weigh System
- Rapid Discharge Door
- Galvanized Discharge Conveyor
- Sloped Top Square Cut Auger
- Tungsten Carbide Coated Knives
- Welded Mixing Chamber
- Structurally Reinforced Frame
- Shear Bolt Protection
- Mixer Level Indicator
- Heavy Duty Single Straight Axle & Hubs
- Mix Viewing Window
- Restrictor Blades (2)
- Adjustable Cast Hitch
- Heavy Duty Planetary Gearbox
- Patented Open Loop Oil Reservoir
- Shaker Box

## Specifications

Capacity No Extension	475ft <sup>3</sup>   13.5m <sup>3</sup>
With 8" Extension	515ft <sup>3</sup>   14.6m <sup>3</sup>
With 12" Extension	545ft <sup>3</sup>   15.4m <sup>3</sup>
With 16" Extension	575ft <sup>3</sup>   16.3m <sup>3</sup>
Weight	9,400lbs   4,300kg
Height	114in   290cm
Length	216in   549cm
Drum Width	102in   259cm
PTO Speed	540 RPM
Min. HP Requirement	80 HP
Auger Speed	41 RPM
Number of Knives	11
Auger Flighting Thickness	5/8in   16mm
Max Discharge Height - see page 83	
Conveyor Width	36in   91cm
Door Opening Width	42in   107cm
Floor Thickness	5/8in   16mm
Drum Wall Thickness	1/4in   6mm
Standard Tire	15.0/55-17" 26ply (2)
Wheel Assembly	Single Straight Axle

## Warranty

- 1 Year Entire Mixer | 4 Year Weigh System
- 5 Year Frame | 5 Year Pro-Rated Planetary Gearbox



# 5600 Trailer Mixer

Twin Auger TMR



## AA Door Configurations - see options and features page 77

01	Front Center -- conveyor required	\$ 74,155
02	Front Center & Rear Center -- conveyor required	\$ 77,469
03	Front Right Corner w Drop Floor	\$ 75,595
04	Front Right Corner	\$ 74,639
06	Rear Left Corner	\$ 75,111
07	Right Center Side	\$ 75,464
08	Left Center Side	\$ 75,464
09	Right & Left Center Side	\$ 78,055
10	Right & Left Center Side w Rear	\$ 82,596
11	Dual Left Center Side w Rear	\$ 82,596
12	Dual Right Center Side w Rear	\$ 82,596

## BB Undercarriage Configurations

01	Oscillating Axle w 12.5-15 8ply Tire	Included
02	Oscillating Axle w 15.0/55-17 26ply Tire	\$ 1,932
03	HD Axle w 245/70R-19.5 Dual Tire	\$ 4,830
04	HD Axle w 435/50R-19.5 Super Single Tire	\$ 4,830
05	Oscillating Axle w 30x11.5-14.5 20ply Low Profile Tire	\$ 3,441

## CC Auger Options - see option and features page 79

01	Slide Plate Auger - 5/8" flighting	Included
02	Angling Blade Auger - 5/8" flighting	nc
03	HD Slide Plate Auger - 3/4" flighting	\$ 1,999
04	HD Angling Blade Auger - 3/4" flighting	\$ 1,999

## DD Stainless Steel Drum Liner | Hay Retention Ring Options

02	6" Liner	\$ 3,295
03	26" Liner	\$ 9,050
04	Hay Ring	\$ 6,233
05	6" Liner & Hay Ring	\$ 9,528
06	26" Liner & Hay Ring	\$ 15,283

## Door Options - see features and options page 78

Chute - right/left center side	Included
Magnet - right/left center side or drop floor	\$ 552
12" Chute - front corner or rear center	\$ 504
12" Chute w Magnet - front corner or rear center	\$ 1,051

## Conveyor Options - see options and features page 78

6' Conveyor w 41" Hydraulic Extension	\$ 7,643
6' Conveyor w 48" Hydraulic Extension*	\$ 7,987
6' Conveyor w 60" Hydraulic Extension*	\$ 8,339
6' Conveyor w 72" Hydraulic Extension*	\$ 8,642
8' Dual Discharge Conveyor	\$ 5,629
9' 2" Dual Discharge Conveyor*	\$ 5,837
3' Conveyor - front corner door	\$ 3,924
Discharge Magnet Assembly -- na w 3' conveyor	\$ 655
Anti-Spill Rubber Flap -- na w magnet or dual conveyor	\$ 284
Conveyor End Shield Kit -- one way discharge	\$ 552

## Options

#8 PTO 540 RPM	Included
#8 CV PTO 540 RPM	\$ 1,000
#8 PTO 1000 RPM -- included w 1000 RPM gearbox	Included
#8 CV PTO 1000 RPM -- upgrade w 1000 RPM gearbox	\$ 1,000
1000 RPM Planetary Gearbox Upgrade	\$ 4,428
8" Plastic Extension*^	\$ 1,288
12" Plastic Extension*^	\$ 1,453
16" Plastic Extension*^	\$ 1,611
Spare Tire & Rim - 8ply (ea)	\$ 937
Spare Tire & Rim - 26ply (ea)	\$ 1,273
Spare Tire & Rim - 19.5 Dual Set (ea)	\$ 2,990
Spare Tire & Rim - 19.5 Super Single (ea)	\$ 2,038
Spare Tire & Rim - 14.5 Low Profile (ea)	\$ 1,745
Alexander Knife - 1 per auger (ea)	\$ 314
Vertical Knife <sup>‡</sup> - 1 or 2 per auger (ea)	\$ 214
Bolt on Angling Blade - na on angling blade auger	\$ 258
Spare - 10 -Pack Knife Kit w/ Hdw	\$ 1,655
2 Speed Manual Transmission 1.3:1 or 1.8:1	\$ 5,421
Remote Shifter -- mechanical in cab	\$ 798
SS Cladding - Slide Plate Auger -- 1st flight & slide plate	\$ 4,100
SS Cladding - Angling Blade Auger -- 1st flight	\$ 4,100
Safety Chains	\$ 257
Fenders	\$ 823
Road Light Package	\$ 460
Battery Mount	\$ 156
6 Year Full Planetary Warranty Upgrade	\$ 3,731
Towing Eye Hitch	nc

\*not installed | ^hay retention only | ‡ na on angling blade auger



# 5600



## Included Features


- DG500 Scale Indicator
- Ladder w/ Viewing Stand
- 3 Point Weigh System
- Rapid Discharge Door
- Galvanized Discharge Conveyor
- Sloped Top Square Cut Augers
- Tungsten Carbide Coated Knives
- Welded Mixing Chamber
- Structurally Reinforced Frame
- Shear Bolt Protection
- Mixer Level Indicator
- Heavy Duty Dual Oscillating Axles & Hubs
- Mix Viewing Window
- Restrictor Blades (2)
- Adjustable Cast Hitch
- Heavy Duty Planetary Gearbox
- Patented Open Loop Oil Reservoir
- Central Greasing Bank
- Shaker Box

## Specifications

Capacity No Extension	615ft <sup>3</sup>   17.4m <sup>3</sup>
With 8" Extension	675ft <sup>3</sup>   19.1m <sup>3</sup>
With 12" Extension	720ft <sup>3</sup>   20.4m <sup>3</sup>
With 16" Extension	765ft <sup>3</sup>   21.7m <sup>3</sup>
Weight	12,900lbs   5,900kg
Height w standard 8ply tires	96in   244cm
Height w optional low profile tires	93in   236cm
Length	303in   770cm
Drum Width	97in   246cm
PTO Speed	540 RPM
Min. HP Requirement	105 HP
Auger Speed	41 RPM
Number of Knives	16
Auger Flighting Thickness	5/8in   16mm
Max Discharge Height - see page 83	
Conveyor Width	36in   91cm
Door Opening Width	42in   107cm
Floor Thickness	5/8in   16mm
Drum Wall Thickness	1/4in   6mm
Standard Tire	12.5-15" 8ply (4)
Wheel Assembly	Dual Oscillating

## Warranty

- 1 Year Entire Mixer | 4 Year Weigh System
- 5 Year Frame | 5 Year Pro-Rated Planetary Gearbox



# 5650 Trailer Mixer

Twin Auger TMR



## AA Door Configurations - see options and features page 77

01	Front Center -- conveyor required	\$	71,948
02	Front Center & Rear Center -- conveyor required	\$	75,257
03	Front Right Corner w Drop Floor	\$	73,362
04	Front Right Corner	\$	72,432
06	Rear Left Corner	\$	72,903
07	Right Center Side	\$	72,809
08	Left Center Side	\$	72,809
09	Right & Left Center Side	\$	76,118
10	Right & Left Center Side w Rear	\$	79,431
11	Dual Left Center Side w Rear	\$	79,431
12	Dual Right Center Side w Rear	\$	79,431

## BB Undercarriage Configurations

01	Oscillating Axle w 12.5-15 8ply Tire	Included	
02	Oscillating Axle w 15.0/55-17 26ply Tire	\$	1,932
03	HD Axle w 245/70R-19.5 Dual Tire	\$	4,830
04	HD Axle w 435/50R-19.5 Super Single Tire	\$	4,830

## CC Auger Options - see option and features page 79

01	Slide Plate Auger - 5/8" flighting	Included	
02	Angling Blade Auger - 5/8" flighting	nc	
03	HD Slide Plate Auger - 3/4" flighting	\$	1,999
04	HD Angling Blade Auger - 3/4" flighting	\$	1,999

## DD Stainless Steel Drum Liner | Hay Retention Ring Options

02	6" Liner	\$	3,295
03	26" Liner	\$	9,050
04	Hay Ring	\$	6,233
05	6" Liner & Hay Ring	\$	9,528
06	26" Liner & Hay Ring	\$	15,283

## Door Options - see features and options page 78

Chute - right/left center side	Included	
Magnet - right/left center side or drop floor	\$	552
12" Chute - front corner or rear center	\$	504
12" Chute w Magnet - front corner or rear center	\$	1,051

## Conveyor Options - see options and features page 78

6' Conveyor w 41" Hydraulic Extension	\$	7,643
6' Conveyor w 48" Hydraulic Extension*	\$	7,987
6' Conveyor w 60" Hydraulic Extension*	\$	8,339
6' Conveyor w 72" Hydraulic Extension*	\$	8,642
8' Dual Discharge Conveyor	\$	5,629
9' 2" Dual Discharge Conveyor*	\$	5,837
3' Conveyor - front corner door	\$	3,924
Discharge Magnet Assembly -- na w 3' conveyor	\$	655
Anti-Spill Rubber Flap -- na w magnet or dual conveyor	\$	284
Conveyor End Shield Kit -- one way discharge	\$	552

## Options

#8 PTO 540 RPM	Included	
#8 CV PTO 540 RPM	\$	1,000
8" Plastic Extension*^	\$	1,288
12" Plastic Extension*^	\$	1,453
16" Plastic Extension*^	\$	1,611
Spare Tire & Rim - 8ply (ea)	\$	937
Spare Tire & Rim - 26ply (ea)	\$	1,273
Spare Tire & Rim - 19.5 Dual Set (ea)	\$	2,990
Spare Tire & Rim - 19.5 Super Single (ea)	\$	2,038
Alexander Knife - 1 or 2 per auger (ea)	\$	314
Vertical Knife <sup>±</sup> - 1 or 2 per auger (ea)	\$	214
Bolt on Angling Blade - na on angling blade auger	\$	258
Spare - 10 -Pack Knife Kit w/ Hdw	\$	1,655
2 Speed Manual Transmission 1.3:1 or 1.8:1	\$	5,421
Remote Shifter -- mechanical in cab	\$	798
SS Cladding - Slide Plate Auger -- 1st flight & slide plate	\$	4,100
SS Cladding - Angling Blade Auger -- 1st flight	\$	4,100
Safety Chains	\$	257
Fenders	\$	823
Road Light Package	\$	460
Battery Mount	\$	156
6 Year Full Planetary Warranty Upgrade	\$	3,731
Towing Eye Hitch	nc	

\*not installed | ^hay retention only | <sup>±</sup> na on angling blade auger





# 5650



## Included Features

- DG500 Scale Indicator
- Ladder w/ View Stand
- 3 Point Weigh System
- Rapid Discharge Door
- Galvanized Discharge Conveyor
- Sloped Top Square Cut Augers
- Tungsten Carbide Coated Knives
- Welded Mixing Chamber
- Structurally Reinforced Frame
- Shear Bolt Protection
- Mixer Level Indicator
- Heavy Duty Dual Oscillating Axles & Hubs
- Mix Viewing Window
- Restrictor Blades (2)
- Adjustable Cast Hitch
- Heavy Duty Planetary Gearbox
- Patented Open Loop Oil Reservoir
- Central Greasing Bank
- Shaker Box

## Specifications

Capacity No Extension	650ft <sup>3</sup>   18.4m <sup>3</sup>
With 8" Extension	700ft <sup>3</sup>   19.8m <sup>3</sup>
With 12" Extension	740ft <sup>3</sup>   21.0m <sup>3</sup>
With 16" Extension	780ft <sup>3</sup>   22.1m <sup>3</sup>
Weight	12,700lbs   5,800kg
Height	102in   259cm
Length	290in   737cm
Drum Width	91in   231cm
PTO Speed	540 RPM
Min. HP Requirement	105 HP
Auger Speed	41 RPM
Number of Knives	18
Auger Flighting Thickness	5/8in   16mm
Max Discharge Height - see page 83	
Conveyor Width	36in   91cm
Door Opening Width	42in   107cm
Floor Thickness	5/8in   16mm
Drum Wall Thickness	1/4in   6mm
Standard Tire	12.5-15" 8ply (4)
Wheel Assembly	Dual Oscillating

## Warranty

- 1 Year Entire Mixer | 4 Year Weigh System
- 5 Year Frame | 5 Year Pro-Rated Planetary Gearbox



# 5750 Trailer Mixer

Twin Auger TMR



## AA Door Configurations - see options and features page 77

01	Front Center -- conveyor required	\$	74,942
02	Front Center & Rear Center -- conveyor required	\$	78,255
03	Front Right Corner w Drop Floor	\$	76,382
04	Front Right Corner	\$	75,426
06	Rear Left Corner	\$	75,898
07	Right Center Side	\$	75,809
08	Left Center Side	\$	75,809
09	Right & Left Center Side	\$	79,118
10	Right & Left Center Side w Rear	\$	82,426
11	Dual Left Center Side w Rear	\$	82,426
12	Dual Right Center Side w Rear	\$	82,426

## BB Undercarriage Configurations

02	Oscillating Axle w 15.0/55-17 26ply Tire	Included	
03	HD Axle w 245/70R-19.5 Dual Tire	\$	4,830
04	HD Axle w 435/50R-19.5 Super Single Tire	\$	4,830

## CC Auger Options - see option and features page 79

01	Slide Plate Auger - 5/8" flighting	Included	
02	Angling Blade Auger - 5/8" flighting	nc	
03	HD Slide Plate Auger - 3/4" flighting	\$	1,999
04	HD Angling Blade Auger - 3/4" flighting	\$	1,999

## DD Stainless Steel Drum Liner | Hay Retention Ring Options

02	6" Liner	\$	3,295
03	26" Liner	\$	9,050
04	Hay Ring	\$	6,233
05	6" Liner & Hay Ring	\$	9,528
06	26" Liner & Hay Ring	\$	15,283

## Door Options - see features and options page 78

Chute - right/left center side	Included	
Magnet - right/left center side or drop floor	\$	552
12" Chute - front corner or rear center	\$	504
12" Chute w Magnet - front corner or rear center	\$	1,051

## Conveyor Options - see options and features page 78

6' Conveyor w 41" Hydraulic Extension	\$	7,643
6' Conveyor w 48" Hydraulic Extension*	\$	7,987
6' Conveyor w 60" Hydraulic Extension*	\$	8,339
6' Conveyor w 72" Hydraulic Extension*	\$	8,642
8' Dual Discharge Conveyor	\$	5,629
9' 2" Dual Discharge Conveyor*	\$	5,837
3' Conveyor - front corner door	\$	3,924
Discharge Magnet Assembly -- na w 3' conveyor	\$	655
Anti-Spill Rubber Flap -- na w magnet or dual conveyor	\$	284
Conveyor End Shield Kit -- one way discharge	\$	552

## Options

#8 PTO 1000 RPM	Included	
#8 CV PTO 1000 RPM	\$	1,000
12" Plastic Extension*^	Included	
16" Plastic Extension*^	\$	156
Spare Tire & Rim - 26ply (ea)	\$	1,273
Spare Tire & Rim - 19.5 Dual Set (ea)	\$	2,990
Spare Tire & Rim - 19.5 Super Single (ea)	\$	2,038
Alexander Knife - 1 or 2 per auger (ea)	\$	314
Vertical Knife <sup>±</sup> - 1 or 2 per auger (ea)	\$	214
Bolt on Angling Blade - na on angling blade auger	\$	258
Spare - 10 -Pack Knife Kit w/ Hdw	\$	1,655
2 Speed Manual Transmission 1.3:1 or 1.8:1	\$	5,421
Remote Shifter -- mechanical in cab	\$	798
SS Cladding - Slide Plate Auger -- 1st flight & slide plate	\$	4,100
SS Cladding - Angling Blade Auger -- 1st flight	\$	4,100
Safety Chains	\$	257
Fenders	\$	823
Road Light Package	\$	460
Battery Mount	\$	156
6 Year Full Planetary Warranty Upgrade	\$	3,731
Towing Eye Hitch	nc	

\*not installed | ^hay retention only | <sup>±</sup> na on angling blade auger



# 5750



## Included Features

- DG500 Scale Indicator
- Ladder w/ Viewing Stand
- 3 Point Weigh System
- Rapid Discharge Door
- Galvanized Discharge Conveyor
- Sloped Top Square Cut Augers
- Tungsten Carbide Coated Knives
- Welded Mixing Chamber
- Structurally Reinforced Frame
- Shear Bolt Protection
- Mixer Level Indicator
- Heavy Duty Dual Oscillating Axles & Hubs
- Mix Viewing Window
- Restrictor Blades (2)
- Adjustable Cast Hitch
- Heavy Duty Planetary Gearbox
- Patented Open Loop Oil Reservoir
- Central Greasing Bank
- Shaker Box

## Specifications

Capacity No Extension	na
With 8" Extension	na
With 12" Extension	740ft <sup>3</sup>   21.0m <sup>3</sup>
With 16" Extension	780ft <sup>3</sup>   22.1m <sup>3</sup>
Weight	13,000lbs   5,900kg
Height	112in   284cm
Length	290in   737cm
Drum Width	91in   231cm
PTO Speed	1000 RPM
Min. HP Requirement	115 HP
Auger Speed	38 RPM
Number of Knives	18
Auger Flighting Thickness	5/8in   16mm
Max Discharge Height - see page 83	
Conveyor Width	36in   91cm
Door Opening Width	42in   107cm
Floor Thickness	5/8in   16mm
Drum Wall Thickness	1/4in   6mm
Standard Tire	15.0/55-17" 26ply (4)
Wheel Assembly	Dual Oscillating

## Warranty

- 1 Year Entire Mixer | 4 Year Weigh System
- 5 Year Frame | 5 Year Pro-Rated Planetary Gearbox



# 5850 Trailer Mixer

Twin Auger TMR



## AA Door Configurations - see options and features page 77

01	Front Center -- conveyor required	\$ 82,475
02	Front Center & Rear Center -- conveyor required	\$ 85,791
03	Front Right Corner w Drop Floor	\$ 83,917
04	Front Right Corner	\$ 82,959
06	Rear Left Corner	\$ 83,433
07	Right Center Side	\$ 83,345
08	Left Center Side	\$ 83,345
09	Right & Left Center Side	\$ 86,653
10	Right & Left Center Side w Rear	\$ 89,962
11	Dual Left Center Side w Rear	\$ 89,962
12	Dual Right Center Side w Rear	\$ 89,962

## BB Undercarriage Configurations

01	Oscillating Axle w 15.0/55-17 26ply Tire	Included
----	--	----------

## CC Auger Options - see option and features page 79

01	Slide Plate Auger - 5/8" flighting	Included
02	Angling Blade Auger - 5/8" flighting	nc
03	HD Slide Plate Auger - 3/4" flighting	\$ 1,999
04	HD Angling Blade Auger - 3/4" flighting	\$ 1,999

## DD Stainless Steel Drum Liner | Hay Retention Ring Options

02	6" Liner	\$ 3,475
03	26" Liner	\$ 9,550
04	Hay Ring	\$ 6,233
05	6" Liner & Hay Ring	\$ 9,708
06	26" Liner & Hay Ring	\$ 15,783

## Door Options - see features and options page 78

	Chute - right/left center side	Included
	Magnet - right/left center side or drop floor	\$ 552
	12" Chute - front corner or rear center	\$ 504
	12" Chute w Magnet - front corner or rear center	\$ 1,051

## Conveyor Options - see options and features page 78

	6' Conveyor w 41" Hydraulic Extension	\$ 7,643
	6' Conveyor w 48" Hydraulic Extension*	\$ 7,987
	6' Conveyor w 60" Hydraulic Extension*	\$ 8,339
	6' Conveyor w 72" Hydraulic Extension*	\$ 8,642
	8' Dual Discharge Conveyor	\$ 5,629
	9' 2" Dual Discharge Conveyor*	\$ 5,837
	3' Conveyor - front corner door	\$ 3,924
	Discharge Magnet Assembly -- na w 3' conveyor	\$ 655
	Anti-Spill Rubber Flap -- na w magnet or dual conveyor	\$ 284
	Conveyor End Shield Kit -- one way discharge	\$ 552

## Options

#8 PTO 1000 RPM	Included
#8 CV PTO 1000 RPM	\$ 1,000
8" Plastic Extension*^	\$ 1,288
12" Plastic Extension*^	\$ 1,453
16" Plastic Extension*^	\$ 1,611
Spare Tire & Rim - 26ply (ea)	\$ 937
Alexander Knife - 1 or 2 per auger (ea)	\$ 314
Vertical Knife <sup>±</sup> - 1 or 2 per auger (ea)	\$ 214
Bolt on Angling Blade - na on angling blade auger	\$ 258
Spare - 10 -Pack Knife Kit w/ Hdw	\$ 1,655
2 Speed Manual Transmission 1.3:1 or 1.8:1	\$ 5,421
Remote Shifter -- mechanical in cab	\$ 798
SS Cladding - Slide Plate Auger -- 1st flight & slide plate	\$ 4,100
SS Cladding - Angling Blade Auger -- 1st flight	\$ 4,100
Safety Chains	\$ 257
Fenders	\$ 823
Road Light Package	\$ 460
Battery Mount	\$ 156
6 Year Full Planetary Warranty Upgrade	\$ 3,731
Towing Eye Hitch	nc

\*not installed | ^hay retention only | <sup>±</sup> na on angling blade auger



# 5850



## Included Features

- DG500 Scale Indicator
- Ladder w/ Viewing Stand
- 3 Point Weigh System
- Rapid Discharge Door
- Galvanized Discharge Conveyor
- Sloped Top Square Cut Augers
- Tungsten Carbide Coated Knives
- Welded Mixing Chamber
- Structurally Reinforced Frame
- Shear Bolt Protection
- Mixer Level Indicator
- Heavy Duty Dual Oscillating Axles & Hubs
- Mix Viewing Window
- Restrictor Blades (2)
- Adjustable Cast Hitch
- Heavy Duty Planetary Gearbox
- Patented Open Loop Oil Reservoir
- Central Greasing Bank
- Shaker Box

## Specifications

Capacity No Extension	800ft <sup>3</sup>   22.7m <sup>3</sup>
With 8" Extension	865ft <sup>3</sup>   24.5m <sup>3</sup>
With 12" Extension	910ft <sup>3</sup>   25.8m <sup>3</sup>
With 16" Extension	960ft <sup>3</sup>   27.2m <sup>3</sup>
Weight	13,500lbs   6,100kg
Height	108in   274cm
Length	308in   782cm
Drum Width	97in   246cm
PTO Speed	1000 RPM
Min. HP Requirement	125 HP
Auger Speed	38 RPM
Number of Knives	18
Auger Flighting Thickness	5/8in   16mm
Max Discharge Height - see page 83	
Conveyor Width	36in   91cm
Door Opening Width	42in   107cm
Floor Thickness	5/8in   16mm
Drum Wall Thickness	1/4in   6mm
Standard Tire	15.0/55-17" 26ply (4)
Wheel Assembly	Dual Oscillating

## Warranty

- 1 Year Entire Mixer | 4 Year Weigh System
- 5 Year Frame | 5 Year Pro-Rated Planetary Gearbox



# 5750HD Trailer Mixer

Twin Auger TMR



## AA Door Configurations - see options and features page 77

01	Front Center -- conveyor required	\$ 101,289
02	Front Center & Rear Center -- conveyor required	\$ 104,603
04	Front Right Corner	\$ 101,773
06	Rear Left Corner	\$ 102,245
07	Right Center Side	\$ 102,157
08	Left Center Side	\$ 102,157
09	Right & Left Center Side	\$ 105,465
10	Right & Left Center Side w Rear	\$ 108,774
11	Dual Left Center Side w Rear	\$ 108,774
12	Dual Right Center Side w Rear	\$ 108,774

## BB Undercarriage Configurations

### Tandem HD Axle

01	w 435/50R-19.5 Super Single Tire	Included
----	----------------------------------	----------

## CC Auger Options - see option and features page 79

03	HD Slide Plate Auger - 3/4" flighting	Included
04	HD Angling Blade Auger - 3/4" flighting	nc

## DD Stainless Steel Drum Liner | Hay Retention Ring Options

02	6" Liner	\$ 3,295
03	26" Liner	\$ 9,050
04	Hay Ring	\$ 6,233
05	6" Liner & Hay Ring	\$ 9,528
06	26" Liner & Hay Ring	\$ 15,283

## Door Options - see features and options page 78

Chute - right/left center side	Included
Magnet - right/left center side	\$ 552
12" Chute - front corner or rear center	\$ 504
12" Chute w Magnet - front corner or rear center	\$ 1,051

## Conveyor Options - see options and features page 78

6' Conveyor w 41" Hydraulic Extension	\$ 7,643
6' Conveyor w 48" Hydraulic Extension*	\$ 7,987
6' Conveyor w 60" Hydraulic Extension*	\$ 8,339
6' Conveyor w 72" Hydraulic Extension*	\$ 8,642
8' Dual Discharge Conveyor	\$ 5,629
9' 2" Dual Discharge Conveyor*	\$ 5,837
8' 6" Dual Discharge Conveyor w 18" Dual Slide	\$ 7,635
8' 6" Left Discharge Conveyor w 18" Slide	\$ 8,189
3' Conveyor - front corner door	\$ 3,924
Discharge Magnet Assembly -- na w 3' conveyor	\$ 655
Anti-Spill Rubber Flap -- na w magnet or dual conveyor	\$ 284
Conveyor End Shield Kit -- one way discharge	\$ 552

## Options

#8 PTO 1000 RPM	Included
#8 CV PTO 1000 RPM	\$ 1,000
#10 CV PTO 1000 RPM	\$ 1,209
12" Plastic Extension*^	Included
16" Plastic Extension*^	\$ 156
Spare Tire & Rim - 19.5 Super Single (ea)	\$ 2,038
Alexander Knife - 1 or 2 per auger (ea)	\$ 314
Vertical Knife <sup>±</sup> - 1 or 2 per auger (ea)	\$ 214
Bolt on Angling Blade - na on angling blade auger	\$ 258
Spare - 10 -Pack Knife Kit w/ Hdw	\$ 1,655
2 Speed Manual Transmission 1.3:1 or 1.8:1	\$ 5,421
Remote Shifter -- mechanical in cab	\$ 798
SS Cladding - Slide Plate Auger -- 1st flight & slide plate	\$ 4,100
SS Cladding - Angling Blade Auger -- 1st flight	\$ 4,100
Safety Chains	\$ 295
Fenders	\$ 823
Road Light Package	\$ 460
Battery Mount	\$ 156
6 Year Full Planetary Warranty Upgrade	\$ 3,731
Towing Eye Hitch	nc

\*not installed | ^hay retention only | <sup>±</sup> na on angling blade auger



# 5750HD



## Included Features

- DG500 Scale Indicator
- Ladder w/ Viewing Stand
- 5 Point Weigh System
- Rapid Discharge Door
- Galvanized Discharge Conveyor
- Sloped Top Square Cut Augers
- Tungsten Carbide Coated Knives
- Welded Mixing Chamber
- Structurally Reinforced Frame
- Shear Bolt Protection
- Mixer Level Indicator
- Heavy Duty Walking Beam Axles & Hubs
- Mix Viewing Window
- Restrictor Blades (2)
- Adjustable Cast Hitch
- Heavy Duty Planetary Gearbox
- Patented Open Loop Oil Reservoir
- Central Greasing Bank
- Shaker Box

## Specifications

Capacity No Extension	na
With 8" Extension	na
With 12" Extension	740ft <sup>3</sup>   21.0m <sup>3</sup>
With 16" Extension	780ft <sup>3</sup>   22.1m <sup>3</sup>
Weight	15,500lbs   7,000kg
Height	120in   305cm
Length	290in   737cm
Drum Width	91in   231cm
PTO Speed	1000 RPM
Min. HP Requirement	125 HP
Auger Speed	38 RPM
Number of Knives	18
Auger Flighting Thickness	3/4in   19mm
Max Discharge Height - see page 83	
Conveyor Width	36in   91cm
Door Opening Width	42in   107cm
Floor Thickness	3/4in   19mm
Drum Wall Thickness	1/4in   6mm
Standard Tire	435/50R19.5 (4)
Wheel Assembly	Walking Beam

## Warranty

- 1 Year Entire Mixer | 4 Year Weigh System
- 5 Year Frame | 5 Year Pro-Rated Planetary Gearbox



# 5850HD Trailer Mixer

Twin Auger TMR



## AA Door Configurations - see options and features page 77

01	Front Center -- conveyor required	\$ 109,384
02	Front Center & Rear Center -- conveyor required	\$ 112,692
04	Front Right Corner	\$ 109,869
06	Rear Left Corner	\$ 110,339
07	Right Center Side	\$ 110,245
08	Left Center Side	\$ 110,245
09	Right & Left Center Side	\$ 113,529
10	Right & Left Center Side w Rear	\$ 116,868
11	Dual Left Center Side w Rear	\$ 116,868
12	Dual Right Center Side w Rear	\$ 116,868

## BB Undercarriage Configurations

### Tandem HD Axle

01	w 445/50R-22.5 Super Single Tire	Included
03	w 445/50R-22.5 Super Single Tire & Hydraulic Brakes	\$ 14,951
04	w 445/50R-22.5 Super Single Tire & Air Brakes	\$ 16,303

Hydraulic & Air Brakes are custom order requiring additional time

## CC Auger Options - see option and features page 79

03	HD Slide Plate Auger - 3/4" flighting	Included
04	HD Angling Blade Auger - 3/4" flighting	nc

## DD Stainless Steel Drum Liner | Hay Retention Ring Options

02	6" Liner	\$ 3,475
03	26" Liner	\$ 9,550
04	Hay Ring	\$ 6,233
05	6" Liner & Hay Ring	\$ 9,708
06	26" Liner & Hay Ring	\$ 15,783

## Door Options - see features and options page 78

Chute - right/left center side	Included
Magnet - right/left center side	\$ 552
12" Chute - front corner or rear center	\$ 504
12" Chute w Magnet - front corner or rear center	\$ 1,051

## Conveyor Options - see options and features page 78

6' Conveyor w 41" Hydraulic Extension	\$ 7,643
6' Conveyor w 48" Hydraulic Extension*	\$ 7,987
6' Conveyor w 60" Hydraulic Extension*	\$ 8,339
6' Conveyor w 72" Hydraulic Extension*	\$ 8,642
8' Dual Discharge Conveyor	\$ 5,629
9' 2" Dual Discharge Conveyor*	\$ 5,837
8' 6" Dual Discharge Conveyor w 18" Dual Slide	\$ 7,635
8' 6" Left Discharge Conveyor w 18" Slide	\$ 8,189
3' Conveyor - front corner door	\$ 3,924
Discharge Magnet Assembly -- na w 3' conveyor	\$ 655
Anti-Spill Rubber Flap -- na w magnet or dual conveyor	\$ 284
Conveyor End Shield Kit -- one way discharge	\$ 552

## Options

#8 PTO 1000 RPM	Included
#8 CV PTO 1000 RPM	\$ 1,000
#10 CV PTO 1000 RPM	\$ 1,209
8" Plastic Extension*^	\$ 1,288
12" Plastic Extension*^	\$ 1,453
16" Plastic Extension*^	\$ 1,611
Spare Tire & Rim - 22.5 Super Single (ea)	\$ 2,080
Alexander Knife - 1 or 2 per auger (ea)	\$ 314
Vertical Knife* - 1 or 2 per auger (ea)	\$ 214
Bolt on Angling Blade - na on angling blade auger	\$ 258
Spare - 10 -Pack Knife Kit w/ Hdw	\$ 1,655
2 Speed Manual Transmission 1.3:1 or 1.8:1	\$ 5,421
Remote Shifter -- mechanical in cab	\$ 798
SS Cladding - Slide Plate Auger -- 1st flight & slide plate	\$ 4,100
SS Cladding - Angling Blade Auger -- 1st flight	\$ 4,100
Safety Chains	\$ 295
Fenders	\$ 823
Road Light Package	\$ 460
Battery Mount	\$ 156
6 Year Full Planetary Warranty Upgrade	\$ 3,731
Towing Eye Hitch	nc

\*not installed | ^hay retention only | \* na on angling blade auger





# 5850HD



## Included Features


- DG500 Scale Indicator
- Ladder w/ Viewing Stand
- 5 Point Weigh System
- Rapid Discharge Door
- Galvanized Discharge Conveyor
- Sloped Top Square Cut Augers
- Tungsten Carbide Coated Knives
- Welded Mixing Chamber
- Structurally Reinforced Frame
- Shear Bolt Protection
- Mixer Level Indicator
- Heavy Duty Walking Beam Axles & Hubs
- Mix Viewing Window
- Restrictor Blades (2)
- Adjustable Cast Hitch
- Heavy Duty Planetary Gearbox
- Patented Open Loop Oil Reservoir
- Central Greasing Bank
- Shaker Box

## Specifications

Capacity No Extension	800ft <sup>3</sup>   22.7m <sup>3</sup>
With 8" Extension	865ft <sup>3</sup>   24.5m <sup>3</sup>
With 12" Extension	910ft <sup>3</sup>   25.8m <sup>3</sup>
With 16" Extension	960ft <sup>3</sup>   27.2m <sup>3</sup>
Weight	17,600lbs   8,000kg
Height	116in   295cm
Length	308in   782cm
Drum Width	97in   246cm
PTO Speed	1000 RPM
Min. HP Requirement	135 HP
Auger Speed	38 RPM
Number of Knives	18
Auger Flighting Thickness	3/4in   19mm
Max Discharge Height - see page 83	
Conveyor Width	36in   91cm
Door Opening Width	42in   107cm
Floor Thickness	3/4in   19mm
Drum Wall Thickness	1/4in   6mm
Standard Tire	445/50R 22.5 (4)
Wheel Assembly	Walking Beam

## Warranty

- 1 Year Entire Mixer | 4 Year Weigh System
- 5 Year Frame | 5 Year Pro-Rated Planetary Gearbox



# 51000HD Trailer Mixer

Twin Auger TMR



## AA Door Configurations - see options and features page 77

01	Front Center -- conveyor required	\$ 116,962
02	Front Center & Rear Center -- conveyor required	\$ 120,270
04	Front Right Corner	\$ 117,447
06	Rear Left Corner	\$ 117,919
07	Right Center Side	\$ 117,831
08	Left Center Side	\$ 117,831
09	Right & Left Center Side	\$ 121,102
10	Right & Left Center Side w Rear	\$ 124,448
11	Dual Left Center Side w Rear	\$ 124,448
12	Dual Right Center Side w Rear	\$ 124,448

## BB Undercarriage Configurations

### Tandem HD Axle

01	w 275/70R-22.5 Dual Tire	Included
03	w 275/70R-22.5 Dual Tire & Hydraulic Brakes	\$ 15,498
04	w 275/70R-22.5 Dual Tire & Air Brakes	\$ 16,913

Hydraulic & Air Brakes are custom order requiring additional time

## CC Auger Options - see option and features page 79

03	HD Slide Plate Auger - 3/4" flighting	Included
04	HD Angling Blade Auger - 3/4" flighting	nc

## DD Stainless Steel Drum Liner | Hay Retention Ring Options

02	6" Liner	\$ 3,475
03	26" Liner	\$ 9,550
04	Hay Ring	\$ 6,233
05	6" Liner & Hay Ring	\$ 9,708
06	26" Liner & Hay Ring	\$ 15,783

## Door Options - see features and options page 78

Chute - right/left center side	Included
Magnet - right/left center side	\$ 552
12" Chute - front corner or rear center	\$ 504
12" Chute w Magnet - front corner or rear center	\$ 1,051

## Conveyor Options - see options and features page 78

6' Conveyor w 41" Hydraulic Extension	\$ 7,643
6' Conveyor w 48" Hydraulic Extension*	\$ 7,987
6' Conveyor w 60" Hydraulic Extension*	\$ 8,339
6' Conveyor w 72" Hydraulic Extension*	\$ 8,642
9' 2" Dual Discharge Conveyor*	\$ 5,837
8' 6" Dual Discharge Conveyor w 18" Dual Slide	\$ 7,635
8' 6" Left Discharge Conveyor w 18" Slide	\$ 8,189
3' Conveyor - front corner door	\$ 3,924
Discharge Magnet Assembly -- na w 3' conveyor	\$ 655
Anti-Spill Rubber Flap -- na w magnet or dual conveyor	\$ 284
Conveyor End Shield Kit -- one way discharge	\$ 552

## Options

#8 PTO 1000 RPM	Included
#8 CV PTO 1000 RPM	\$ 1,000
#10 CV PTO 1000 RPM	\$ 1,209
8" Plastic Extension*^	\$ 1,288
12" Plastic Extension*^	\$ 1,453
16" Plastic Extension*^	\$ 1,611
Spare Tire & Rim - 22.5 Dual Set (ea)	\$ 1,338
Alexander Knife - 1 per auger (ea)	\$ 314
Vertical Knife <sup>±</sup> - 1 or 2 per auger (ea)	\$ 214
Bolt on Angling Blade - na on angling blade auger	\$ 258
Spare - 10 -Pack Knife Kit w/ Hdw	\$ 1,655
2 Speed Manual Transmission 1.3:1 or 1.8:1	\$ 5,421
Remote Shifter -- mechanical in cab	\$ 798
SS Cladding - Slide Plate Auger -- 1st flight & slide plate	\$ 4,100
SS Cladding - Angling Blade Auger -- 1st flight	\$ 4,100
Safety Chains	\$ 295
Fenders	\$ 823
Road Light Package	\$ 460
Battery Mount	\$ 156
6 Year Full Planetary Warranty Upgrade	\$ 3,731
Towing Eye Hitch	nc

\*not installed | ^hay retention only | <sup>±</sup> na on angling blade auger



# 51000HD



## Included Features

- DG500 Scale Indicator
- Ladder w/ Viewing Stand
- 5 Point Weigh System
- Rapid Discharge Door
- Galvanized Discharge Conveyor
- Sloped Top Square Cut Augers
- Tungsten Carbide Coated Knives
- Welded Mixing Chamber
- Structurally Reinforced Frame
- Shear Bolt Protection
- Mixer Level Indicator
- Heavy Duty Walking Beam Axles & Hubs
- Mix Viewing Window
- Restrictor Blades (2)
- Adjustable Cast Hitch
- Heavy Duty Planetary Gearbox
- Patented Open Loop Oil Reservoir
- Central Greasing Bank
- Shaker Box

## Specifications

Capacity No Extension	925ft <sup>3</sup>   26.2m <sup>3</sup>
With 8" Extension	990ft <sup>3</sup>   28.0m <sup>3</sup>
With 12" Extension	1045ft <sup>3</sup>   29.6m <sup>3</sup>
With 16" Extension	1095ft <sup>3</sup>   31.0m <sup>3</sup>
Weight	19,800lbs   9,000kg
Height	117in   297cm
Length	318in   808cm
Drum Width	102in   259cm
PTO Speed	1000 RPM
Min. HP Requirement	155 HP
Auger Speed	38 RPM
Number of Knives	22
Auger Flighting Thickness	3/4in   19mm
Max Discharge Height - see page 83	
Conveyor Width	36in   91cm
Door Opening Width	42in   107cm
Floor Thickness	3/4in   19mm
Drum Wall Thickness	1/4in   6mm
Standard Tire	275/70R22.5 (8)
Wheel Assembly	Walking Beam

## Warranty

- 1 Year Entire Mixer | 4 Year Weigh System
- 5 Year Frame | 5 Year Pro-Rated Planetary Gearbox



# 51250HD Trailer Mixer

Twin Auger TMR



## AA Door Configurations - see options and features page 77

01	Front Center -- conveyor required	\$ 156,135
02	Front Center & Rear Center -- conveyor required	\$ 159,443
04	Front Right Corner	\$ 156,620
06	Rear Left Corner	\$ 157,091
07	Right Center Side	\$ 156,996
08	Left Center Side	\$ 156,996
09	Right & Left Center Side	\$ 160,305
10	Right & Left Center Side w Rear	\$ 163,618
11	Dual Left Center Side w Rear	\$ 163,618
12	Dual Right Center Side w Rear	\$ 163,618

## BB Undercarriage Configurations

### Tandem HD Axle

01	w 275/70R-22.5 Dual Tire	Included
03	w 275/70R-22.5 Dual Tire & Hydraulic Brakes	\$ 15,498
04	w 275/70R-22.5 Dual Tire & Air Brakes	\$ 16,913

Hydraulic & Air Brakes are custom order requiring additional time

## CC Auger Options - see option and features page 79

03	HD Slide Plate Auger - 3/4" flighting	Included
04	HD Angling Blade Auger - 3/4" flighting	nc

## DD Stainless Steel Drum Liner Options

02	6" Liner	\$ 3,475
03	26" Liner	\$ 9,550

## Door Options - see features and options page 78

	Chute - right/left center side	Included
	Magnet - right/left center side	\$ 552
	12" Chute - front corner or rear center	\$ 504
	12" Chute w Magnet - front corner or rear center	\$ 1,051

## Conveyor Options - see options and features page 78

	6' Conveyor w 41" Hydraulic Extension	\$ 7,643
	6' Conveyor w 48" Hydraulic Extension*	\$ 7,987
	6' Conveyor w 60" Hydraulic Extension*	\$ 8,339
	6' Conveyor w 72" Hydraulic Extension*	\$ 8,642
	9' 2" Dual Discharge Conveyor*	\$ 5,837
	8' 6" Dual Discharge Conveyor w 18" Dual Slide	\$ 7,635
	8' 6" Left Discharge Conveyor w 18" Slide	\$ 8,189
	3' Conveyor - front corner door	\$ 3,924
	Discharge Magnet Assembly -- na w 3' conveyor	\$ 655
	Anti-Spill Rubber Flap -- na w magnet or dual conveyor	\$ 284
	Conveyor End Shield Kit -- one way discharge	\$ 552

## Options

	#10 CV PTO 1000 RPM	Included
	8" Plastic Extension*^	\$ 1,288
	12" Plastic Extension*^	\$ 1,453
	16" Plastic Extension*^	\$ 1,611
	Spare Tire & Rim - 22.5 Dual Set (ea)	\$ 1,338
	Alexander Knife - 1 per auger (ea)	\$ 314
	Vertical Knife <sup>±</sup> - 1 or 2 per auger (ea)	\$ 214
	Bolt on Angling Blade - na on angling blade auger	\$ 258
	Spare - 10 -Pack Knife Kit w/ Hdw	\$ 1,655
	2 Speed Manual Transmission 1.3:1 or 1.8:1	\$ 5,421
	Remote Shifter -- mechanical in cab	\$ 798
	SS Cladding - Slide Plate Auger -- 1st flight & slide plate	\$ 4,100
	SS Cladding - Angling Blade Auger -- 1st flight	\$ 4,100
	Safety Chains	\$ 295
	Fenders	\$ 823
	Road Light Package	\$ 460
	Battery Mount	\$ 156
	6 Year Full Planetary Warranty Upgrade	\$ 3,731
	Towing Eye Hitch	nc

\*not installed | ^hay retention only | <sup>±</sup> na on angling blade auger



# 51250HD



## Included Features

- DG500 Scale Indicator
- Ladder w/ Viewing Stand
- 5 Point Weigh System
- Rapid Discharge Door
- Galvanized Discharge Conveyor
- Sloped Top Square Cut Augers
- Tungsten Carbide Coated Knives
- Welded Mixing Chamber
- Structurally Reinforced Frame
- Shear Bolt Protection
- Mixer Level Indicator
- Heavy Duty Walking Beam Axles & Hubs
- Mix Viewing Window
- Restrictor Blades (2)
- Adjustable Cast Hitch
- Heavy Duty Planetary Gearbox
- Patented Open Loop Oil Reservoir
- Central Greasing Bank
- Shaker Box

## Specifications


Capacity No Extension	1125ft <sup>3</sup>   31.9m <sup>3</sup>
With 8" Extension	1190ft <sup>3</sup>   33.7m <sup>3</sup>
With 12" Extension	1245ft <sup>3</sup>   35.3m <sup>3</sup>
With 16" Extension	1295ft <sup>3</sup>   36.7m <sup>3</sup>
Weight	23,100lbs   10,500kg
Height	135in   343cm
Length	318in   808cm
Drum Width	102in   259cm
PTO Speed	1000 RPM
Min. HP Requirement	200 HP
Auger Speed	41 RPM
Number of Knives	26
Auger Flighting Thickness	3/4in   19mm
Max Discharge Height - see page 83	
Conveyor Width	36in   91cm
Door Opening Width	42in   107cm
Floor Thickness	3/4in   19mm
Drum Wall Thickness	1/4in   6mm
Standard Tire	275/70R22.5 (8)
Wheel Assembly	Walking Beam

## Warranty

- 1 Year Entire Mixer | 4 Year Weigh System
- 5 Year Frame | 5 Year Pro-Rated Planetary Gearbox







# 5350 Stationary

Single Auger TMR



## AA Door Configurations

04	Front Right Corner	\$	58,958
06	Rear Left Corner	\$	59,514

## CC Auger Options

03	HD Slide Plate Auger - 3/4" flighting	Included	
04	HD Angling Blade Auger - 3/4" flighting	nc	

## DD Stainless Steel Drum Liner

02	6" Liner	\$	2,050
03	26" Liner	\$	5,650

## Door Options

	12" Chute - front corner	\$	504
	12" Chute w Magnet - front corner	\$	1,051

## Options

Ladder w Viewing Stand	\$	1,950
2 Speed Manual Transmission 1.8:1 / 2.7:1	Included	
8" Plastic Extension*^	\$	630
12" Plastic Extension*^	\$	755
16" Plastic Extension*^	\$	842
Alexander Knife - 1 or 2 per auger (ea)	\$	314
Vertical Knife <sup>±</sup> - 1 or 2 per auger (ea)	\$	214
Bolt on Angling Blade - na on angling blade auger	\$	194
SS Cladding - Slide Plate Auger -- 1st flight & slide plate	\$	2,050
SS Cladding - Angling Blade Auger -- 1st flight	\$	2,050
15 HP 3 PH Motor (2) -- starters not included	\$	1,032

\*not installed | ^hay retention only | <sup>±</sup> na on angling blade auger





# 5350 Stationary



## Included Features

- DG500 Scale Indicator
- 10 HP 1 PH 230 VAC Motor (2) -starters not included
- V-Belt Drive 3-Banded Per Motor
- 110 VAC Hyd. Power Pack & Control Valve -door operation
- 3 Point Weigh System
- 110 VAC Scale Power Supply
- Sloped Top Square Cut Auger
- Tungsten Carbide Coated Knives
- Rapid Discharge Door
- Welded Mixing Chamber
- Structurally Reinforced Frame
- Shear Bolt Protection
- Mix Viewing Window
- Restrictor Blades (2)
- Heavy Duty Planetary Gearbox
- Patented Open Loop Oil Reservoir
- Shaker Box

## Specifications

Capacity No Extension	350ft <sup>3</sup>   9.9m <sup>3</sup>
With 8" Extension	380ft <sup>3</sup>   10.8m <sup>3</sup>
With 12" Extension	405ft <sup>3</sup>   11.5m <sup>3</sup>
With 16" Extension	425ft <sup>3</sup>   12.0m <sup>3</sup>
Weight	7,300lbs   3,300kg
Height	103in   262cm
Length	138in   351cm
Drum Width	91in   231cm
PTO Speed	540 RPM
Min. HP Requirement	2x 10 HP
Auger Speed	18 mix / 26 cleanout
Number of Knives	9
Auger Flighting Thickness	3/4in   19mm
Discharge Height	60in   152cm
Conveyor Width	36in   91cm
Door Opening Width	42in   107cm
Floor Thickness	5/8in   16mm
Drum Wall Thickness	1/4in   6mm

## Warranty

- 1 Year Entire Mixer | 4 Year Weigh System
- 5 Year Frame | 5 Year Pro-Rated Planetary Gearbox



# 5425 Stationary

Single Auger TMR



## AA Door Configurations

04	Front Right Corner	\$	61,793
06	Rear Left Corner	\$	62,349

## CC Auger Options

03	HD Slide Plate Auger - 3/4" flighting	Included	
04	HD Angling Blade Auger - 3/4" flighting	nc	

## DD Stainless Steel Drum Liner

02	6" Liner	\$	2,050
03	26" Liner	\$	5,650

## Door Options

	12" Chute - front corner	\$	504
	12" Chute w Magnet - front corner	\$	1,051

## Options

Ladder w Viewing Stand	\$	1,950
2 Speed Manual Transmission 1.8:1 / 2.7:1	Included	
8" Plastic Extension*^	\$	630
12" Plastic Extension*^	\$	755
16" Plastic Extension*^	\$	842
Alexander Knife - 1 or 2 per auger (ea)	\$	314
Vertical Knife <sup>+</sup> - 1 or 2 per auger (ea)	\$	214
Bolt on Angling Blade - na on angling blade auger	\$	194
SS Cladding - Slide Plate Auger -- 1st flight & slide plate	\$	2,050
SS Cladding - Angling Blade Auger -- 1st flight	\$	2,050
15 HP 3 PH Motor (2) -- starters not included	\$	1,032
50 HP 3 PH Motor (1) w 4 Point Weigh System	\$	9,485

\*not installed | ^hay retention only | <sup>+</sup> na on angling blade auger



# 5425 Stationary



## Included Features

- DG500 Scale Indicator
- 10 HP 1 PH 230 VAC Motor (2) –starters not included
- V-Belt Drive 3-Banded Per Motor
- 110 VAC Hyd. Power Pack & Control Valve -door operation
- 3 Point Weigh System
- 110 VAC Scale Power Supply
- Sloped Top Square Cut Auger
- Tungsten Carbide Coated Knives
- Rapid Discharge Door
- Welded Mixing Chamber
- Structurally Reinforced Frame
- Shear Bolt Protection
- Mix Viewing Window
- Restrictor Blades (2)
- Heavy Duty Planetary Gearbox
- Patented Open Loop Oil Reservoir
- Shaker Box

## Specifications

Capacity No Extension	450ft <sup>3</sup>   12.7m <sup>3</sup>
With 8" Extension	485ft <sup>3</sup>   13.7m <sup>3</sup>
With 12" Extension	515ft <sup>3</sup>   14.6m <sup>3</sup>
With 16" Extension	540ft <sup>3</sup>   15.3m <sup>3</sup>
Weight	7,500lbs   3,400kg
Height	108in   274cm
Length	154in   391cm
Drum Width	97in   246cm
PTO Speed	540 RPM
Min. HP Requirement	2x 10 HP
Auger Speed	18 mix / 26 cleanout
Number of Knives	9
Auger Flighting Thickness	3/4in   19mm
Discharge Height	60in   152cm
Conveyor Width	36in   91cm
Door Opening Width	42in   107cm
Floor Thickness	5/8in   16mm
Drum Wall Thickness	1/4in   6mm

## Warranty

- 1 Year Entire Mixer | 4 Year Weigh System
- 5 Year Frame | 5 Year Pro-Rated Planetary Gearbox



# 5575 Stationary

Single Auger TMR



## AA Door Configurations

04	Front Right Corner	\$	75,863
06	Rear Left Corner	\$	76,419

## CC Auger Options

03	HD Slide Plate Auger - 3/4" flighting	Included
04	HD Angling Blade Auger - 3/4" flighting	nc

## DD Stainless Steel Drum Liner

02	6" Liner	\$	2,050
03	26" Liner	\$	5,650

## Door Options

12"	Chute - front corner	\$	504
12"	Chute w Magnet - front corner	\$	1,051

## Options

Ladder w Viewing Stand	\$	1,950
2 Speed Manual Transmission 1.8:1 / 2.7:1	Included	
8" Plastic Extension*^	Included	
12" Plastic Extension*^	\$	126
16" Plastic Extension*^	\$	156
Alexander Knife - 1 per auger (ea)	\$	314
Vertical Knife <sup>±</sup> - 1 or 2 per auger (ea)	\$	214
Bolt on Angling Blade - na on angling blade auger	\$	194
SS Cladding - Slide Plate Auger -- 1st flight & slide plate	\$	2,050
SS Cladding - Angling Blade Auger -- 1st flight	\$	2,050

\*not installed | ^hay retention only | <sup>±</sup> na on angling blade auger



# 5575 Stationary



## Included Features


- DG500 Scale Indicator
- 50 HP 3 PH Motor (1) –starters not included
- 110 VAC Hyd. Power Pack & Control Valve –door operation
- 4 Point Weigh System
- 110 VAC Scale Power Supply
- Sloped Top Square Cut Auger
- Tungsten Carbide Coated Knives
- Rapid Discharge Door
- Welded Mixing Chamber
- Structurally Reinforced Frame
- Shear Bolt Protection
- Mix Viewing Window
- Restrictor Blades (2)
- Heavy Duty Planetary Gearbox
- Patented Open Loop Oil Reservoir
- Shaker Box

## Specifications

Capacity No Extension	475ft <sup>3</sup>   13.5m <sup>3</sup>
With 8” Extension	515ft <sup>3</sup>   14.6m <sup>3</sup>
With 12” Extension	545ft <sup>3</sup>   15.4m <sup>3</sup>
With 16” Extension	575ft <sup>3</sup>   16.3m <sup>3</sup>
Weight	9,400lbs   4,300kg
Height	114in   290cm
Length	216in   549cm
Drum Width	102in   259cm
PTO Speed	540 RPM
Min. HP Requirement	50HP 3PH
Auger Speed	18 mix / 26 cleanout
Number of Knives	11
Auger Flighting Thickness	3/4in   19mm
Discharge Height	60in   152cm
Conveyor Width	36in   91cm
Door Opening Width	42in   107cm
Floor Thickness	5/8in   16mm
Drum Wall Thickness	1/4in   6mm

## Warranty

- 1 Year Entire Mixer | 4 Year Weigh System
- 5 Year Frame | 5 Year Pro-Rated Planetary Gearbox



# 5750 Stationary

Twin Auger TMR



## AA Door Configurations

04	Front Right Corner	\$	95,295
06	Rear Left Corner	\$	95,785
13	Dual Left Center Side	\$	102,503
14	Dual Right Center Side	\$	102,503

## CC Auger Options

03	HD Slide Plate Auger - 3/4" flighting	Included
04	HD Angling Blade Auger - 3/4" flighting	nc

## DD Stainless Steel Drum Liner

02	6" Liner	\$	3,295
03	26" Liner	\$	9,050

## Door Options

Chute - right/left center side	Included	
Magnet - right/left center side	\$	552
12" Chute - front corner	\$	504
12" Chute w Magnet - front corner	\$	1,051

## Options

Ladder w Viewing Stand	\$	1,950
12" Plastic Extension*^	Included	
16" Plastic Extension*^	\$	156
Alexander Knife - 1 or 2 per auger (ea)	\$	314
Vertical Knife <sup>±</sup> - 1 or 2 per auger (ea)	\$	214
Bolt on Angling Blade - na on angling blade auger	\$	194
SS Cladding - Slide Plate Auger -- 1st flight & slide plate	\$	4,100
SS Cladding - Angling Blade Auger -- 1st flight	\$	4,100

\*not installed | ^hay retention only | <sup>±</sup> na on angling blade auger



# 5750 Stationary



## Included Features

- DG500 Scale Indicator
- Motor Mount Platform -motor & starters not included
- Chain Belt Reduction Input –approx. 1750 RPM @ 60Hz
- 110 VAC Hyd. Power Pack & Control Valve -door operation
- 4 Point Weigh System
- 110 VAC Scale Power Supply
- Sloped Top Square Cut Auger
- Tungsten Carbide Coated Knives
- Rapid Discharge Door
- Central Greasing Bank
- Welded Mixing Chamber
- Structurally Reinforced Frame
- Shear Bolt Protection
- Mix Viewing Window
- Restrictor Blades (2)
- Heavy Duty Planetary Gearbox
- Closed Loop Oil Reservoir
- Shaker Box

## Specifications

Capacity No Extension	na
With 8” Extension	na
With 12” Extension	740ft <sup>3</sup>   21.0m <sup>3</sup>
With 16” Extension	780ft <sup>3</sup>   22.1m <sup>3</sup>
Weight	13,000lbs   5,900kg
Height	112in   284cm
Drum Length	236in   600cm
Drum Width	91in   231cm
PTO Speed	1000 RPM
Min. HP Requirement	150 HP
Auger Speed	41 RPM
Number of Knives	18
Auger Flighting Thickness	3/4in   19mm
Discharge Height	68in   173cm
Door Opening Width	42in   107cm
Floor Thickness	3/4in   19mm
Drum Wall Thickness	1/4in   6mm

## Warranty

- 1 Year Entire Mixer | 4 Year Weigh System
- 5 Year Frame | 5 Year Pro-Rated Planetary Gearbox



# 5850 Stationary

Twin Auger TMR



## AA Door Configurations

04	Front Right Corner	\$	101,326
06	Rear Left Corner	\$	101,817
13	Dual Left Center Side	\$	108,534
14	Dual Right Center Side	\$	108,534

## CC Auger Options

03	HD Slide Plate Auger - 3/4" flighting	Included
04	HD Angling Blade Auger - 3/4" flighting	nc

## DD Stainless Steel Drum Liner

02	6" Liner	\$	3,475
03	26" Liner	\$	9,550

## Door Options

Chute - right/left center side	Included	
Magnet - right/left center side	\$	552
12" Chute - front corner	\$	504
12" Chute w Magnet - front corner	\$	1,051

## Options

Ladder w Viewing Stand	\$	1,950
8" Plastic Extension*^	\$	1,288
12" Plastic Extension*^	\$	1,453
16" Plastic Extension*^	\$	1,611
Alexander Knife - 1 or 2 per auger (ea)	\$	314
Vertical Knife <sup>±</sup> - 1 or 2 per auger (ea)	\$	214
Bolt on Angling Blade - na on angling blade auger	\$	194
SS Cladding - Slide Plate Auger -- 1st flight & slide plate	\$	4,100
SS Cladding - Angling Blade Auger -- 1st flight	\$	4,100

\*not installed | ^hay retention only | <sup>±</sup> na on angling blade auger





# 5850 Stationary



## Included Features


- DG500 Scale Indicator
- Motor Mount Platform -motor & starters not included
- Chain Belt Reduction Input -approx. 1750 RPM @ 60Hz
- 110 VAC Hyd. Power Pack & Control Valve -door operation
- 4 Point Weigh System
- 110 VAC Scale Power Supply
- Sloped Top Square Cut Augers
- Tungsten Carbide Coated Knives
- Rapid Discharge Door
- Central Greasing Bank
- Welded Mixing Chamber
- Structurally Reinforced Frame
- Shear Bolt Protection
- Mix Viewing Window
- 2 Restrictor Blades
- Heavy Duty Planetary Gearbox
- Closed Loop Oil Reservoir
- Shaker Box

## Specifications

Capacity No Extension	800ft <sup>3</sup>   22.7m <sup>3</sup>
With 8" Extension	865ft <sup>3</sup>   24.5m <sup>3</sup>
With 12" Extension	910ft <sup>3</sup>   25.8m <sup>3</sup>
With 16" Extension	960ft <sup>3</sup>   27.2m <sup>3</sup>
Weight	17,600lbs   8,000kg
Height	108in   274cm
Drum Length	255in   648cm
Drum Width	97in   246cm
PTO Speed	1000 RPM
Min. HP Requirement	200 HP
Auger Speed	38 RPM
Number of Knives	18
Auger Flighting Thickness	3/4in   19mm
Discharge Height	68in   173cm
Door Opening Width	42in   107cm
Floor Thickness	3/4in   19mm
Drum Wall Thickness	1/4in   6mm

## Warranty

- 1 Year Entire Mixer | 4 Year Weigh System
- 5 Year Frame | 5 Year Pro-Rated Planetary Gearbox



# 51000 Stationary

Twin Auger TMR



## AA Door Configurations

04	Front Right Corner	\$	114,478
06	Rear Left Corner	\$	114,970
13	Dual Left Center Side	\$	121,693
14	Dual Right Center Side	\$	121,693

## CC Auger Options

03	HD Slide Plate Auger - 3/4" flighting	Included	
04	HD Angling Blade Auger - 3/4" flighting	nc	

## DD Stainless Steel Drum Liner

02	6" Liner	\$	3,475
03	26" Liner	\$	9,550

## Door Options

	Chute - right/left center side	Included	
	Magnet - right/left center side	\$	552
	12" Chute - front corner	\$	504
	12" Chute w Magnet - front corner	\$	1,051

## Options

	Ladder w Viewing Stand	\$	1,950
	8" Plastic Extension*^	\$	1,288
	12" Plastic Extension*^	\$	1,453
	16" Plastic Extension*^	\$	1,611
	Alexander Knife - 1 per auger (ea)	\$	314
	Vertical Knife <sup>±</sup> - 1 or 2 per auger (ea)	\$	214
	Bolt on Angling Blade - na on angling blade auger	\$	194
	SS Cladding - Slide Plate Auger -- 1st flight & slide plate	\$	4,100
	SS Cladding - Angling Blade Auger -- 1st flight	\$	4,100

\*not installed | ^hay retention only | <sup>±</sup> na on angling blade auger



# 51000 Stationary



## Included Features

- DG500 Scale Indicator
- Motor Mount Platform - motor & starters not included
- Chain Belt Reduction Input -approx. 1750 RPM @ 60Hz
- 110 VAC Hyd. Power Pack & Control Valve - door operation
- 4 Point Weigh System
- 110 VAC Scale Power Supply
- Sloped Top Square Cut Augers
- Tungsten Carbide Coated Knives
- Rapid Discharge Door
- Central Greasing Bank
- Welded Mixing Chamber
- Structurally Reinforced Frame
- Shear Bolt Protection
- Mix Viewing Window
- 2 Restrictor Blades
- Heavy Duty Planetary Gearbox
- Closed Loop Oil Reservoir
- Shaker Box

## Specifications

Capacity No Extension	925ft <sup>3</sup>   26.2m <sup>3</sup>
With 8" Extension	990ft <sup>3</sup>   28.0m <sup>3</sup>
With 12" Extension	1045ft <sup>3</sup>   29.6m <sup>3</sup>
With 16" Extension	1095ft <sup>3</sup>   31.0m <sup>3</sup>
Weight	19,800lbs   9,000kg
Height	117in   297cm
Drum Length	265in   673cm
Drum Width	102in   259cm
PTO Speed	1000 RPM
Min. HP Requirement	250 HP
Auger Speed	41 RPM
Number of Knives	22
Auger Flighting Thickness	3/4in   19mm
Discharge Height	68in   173cm
Door Opening Width	42in   107cm
Floor Thickness	3/4in   19mm
Drum Wall Thickness	1/4in   6mm

## Warranty

- 1 Year Entire Mixer | 4 Year Weigh System
- 5 Year Frame | 5 Year Pro-Rated Planetary Gearbox







51250

**JAY-LOR®**

BECAUSE NUTRITION MATTERS™

JAY-LOR

JAY-LOR



# 5425 Truck Mount

Single Auger TMR



## AA Door Configurations

### Customer Installed

01	Front Center -- conveyor required	\$	85,439
02	Front Center & Rear Center -- conveyor required	\$	88,648

### Factory Installed

01	Front Center -- conveyor required	\$	101,758
02	Front Center & Rear Center -- conveyor required	\$	104,966
	*Used Truck Chassis Premium	\$	12,500

## BB Standard Drive System

01	Hybrid Hydrostatic Driven Gearboxes		Included
----	-------------------------------------	--	----------

## CC Auger Options

01	Slide Plate Auger - 5/8" flighting		Included
02	Angling Blade Auger - 5/8" flighting		nc
03	HD Slide Plate Auger - 3/4" flighting	\$	999
04	HD Angling Blade Auger - 3/4" flighting	\$	999

## DD Stainless Steel Drum Liner Options

02	6" Liner	\$	2,050
03	26" Liner	\$	5,650

## Conveyor Options

8' 6" Left Discharge Conveyor w 18" Slide	\$	11,099
Hydraulic Magnet Discharge Chute		Included

## Options

8" Plastic Extension*^	\$	630
12" Plastic Extension*^	\$	755
16" Plastic Extension*^	\$	842
Alexander Knife - 1 or 2 per auger (ea)	\$	314
Vertical Knife <sup>±</sup> - 1 or 2 per auger (ea)	\$	214
SS Cladding - Slide Plate Auger -- 1st flight & slide plate	\$	2,050
SS Cladding - Angling Blade Auger -- 1st flight	\$	2,050
Rear Bumper w Lights	\$	2,290
Fenders -- per axle	\$	1,649

\*not installed | ^hay retention only | <sup>±</sup>na on angling blade auger

Please contact Jaylor before ordering or purchasing a chassis.



# 5425 Truck Mount



## Included Features

- Hydraulic Oil Tank & Coolers
- Electric Valves
- Tungsten Carbide Coated Knives
- 4 Point Weigh System
- DG500 Scale Indicator
- Ladder w/ Viewing Stand
- Mix Viewing Window
- Restrictor Blades (2)
- Shaker Box
- Hydrostatic Pump w Flange
- All Hoses\*
- AAA1410 Dana Driveshaft w Flange\*
- Hydraulic Oil\*
- \*factory installed only

## Specifications

Capacity No Extension	450ft <sup>3</sup>   12.7m <sup>3</sup>
With 8" Extension	485ft <sup>3</sup>   13.7m <sup>3</sup>
With 12" Extension	515ft <sup>3</sup>   14.6m <sup>3</sup>
With 16" Extension	540ft <sup>3</sup>   15.3m <sup>3</sup>
Drum Height w mounting pads	85in   216cm
Drum Length	159in   404cm
Drum Width	97in   246cm
Number of Knives	9
Auger Flighting Thickness	5/8in   16mm
Conveyor Width	36in   91cm
Door Opening Width	42in   107cm
Floor Thickness	5/8in   16mm
Drum Wall Thickness	1/4in   6mm
Rear Axle Requirement	23,000 lbs - preferred
Front Axle Requirement	12,000 lbs - preferred

## Warranty

- 1 Year Entire Mixer | 4 Year Weigh System
- 5 Year Frame | 5 Year Pro-Rated Planetary Gearbox



# 5575 Truck Mount

Single Auger TMR



## AA Door Configurations

### Customer Installed

01	Front Center -- conveyor required	\$ 88,185
02	Front Center & Rear Center -- conveyor required	\$ 91,401

### Factory Installed

01	Front Center -- conveyor required	\$ 104,504
02	Front Center & Rear Center -- conveyor required	\$ 107,721
	*Used Truck Chassis Premium	\$ 12,500

## BB Standard Drive System

01	Hybrid Hydrostatic Driven Gearboxes	Included
----	-------------------------------------	----------

## CC Auger Options

01	Slide Plate Auger - 5/8" flighting	Included
02	Angling Blade Auger - 5/8" flighting	nc
03	HD Slide Plate Auger - 3/4" flighting	\$ 999
04	HD Angling Blade Auger - 3/4" flighting	\$ 999

## DD Stainless Steel Drum Liner Options

02	6" Liner	\$ 2,050
03	26" Liner	\$ 5,650

## Conveyor Options

8' 6" Left Discharge Conveyor w 18" Slide	\$ 11,099
Hydraulic Magnet Discharge Chute	Included

## Options

8" Plastic Extension*^	Included
12" Plastic Extension*^	\$ 126
16" Plastic Extension*^	\$ 214
Alexander Knife - 1 per auger (ea)	\$ 314
Vertical Knife <sup>±</sup> - 1 or 2 per auger (ea)	\$ 214
SS Cladding - Slide Plate Auger -- 1st flight & slide plate	\$ 2,050
SS Cladding - Angling Blade Auger -- 1st flight	\$ 2,050
Rear Bumper w Lights	\$ 2,290
Fenders -- per axle	\$ 1,649

\*not installed | ^hay retention only | <sup>±</sup>na on angling blade auger

Please contact Jaylor before ordering or purchasing a chassis.





# 5575 Truck Mount



## Included Features

- Hydraulic Oil Tank & Coolers
- Electric Valves
- Tungsten Carbide Coated Knives
- 4 Point Weigh System
- DG500 Scale Indicator
- Ladder w/ Viewing Stand
- 8" Plastic Extension
- Mix Viewing Window
- Restrictor Blades (2)
- Shaker Box
- Hydrostatic Pump w Flange
- All Hoses\*
- AAAA1410 Dana Driveshaft w Flange\*
- Hydraulic Oil\*

\*factory installed only

## Specifications

Capacity No Extension	475ft <sup>3</sup>   13.5m <sup>3</sup>
With 8" Extension	515ft <sup>3</sup>   14.6m <sup>3</sup>
With 12" Extension	545ft <sup>3</sup>   15.4m <sup>3</sup>
With 16" Extension	575ft <sup>3</sup>   16.3m <sup>3</sup>
Drum Height w mounting pads	86in   219cm
Drum Length	163in   414cm
Drum Width	102in   259cm
Number of Knives	11
Auger Flighting Thickness	5/8in   16mm
Conveyor Width	36in   91cm
Door Opening Width	42in   107cm
Floor Thickness	5/8in   16mm
Drum Wall Thickness	1/4in   6mm
Rear Axle Requirement	23,000 lbs - preferred
Front Axle Requirement	12,000 lbs - preferred

## Warranty

- 1 Year Entire Mixer | 4 Year Weigh System
- 5 Year Frame | 5 Year Pro-Rated Planetary Gearbox



# 5750 Truck Mount

Twin Auger TMR



## AA Door Configurations

### Customer Installed

01	Front Center -- conveyor required	\$ 126,562
02	Front Center & Rear Center -- conveyor required	\$ 129,779

### Factory Installed

01	Front Center -- conveyor required	\$ 142,880
02	Front Center & Rear Center -- conveyor required	\$ 146,096
	*Used Truck Chassis Premium	\$ 12,500

## BB HD Drive System

01	Hybrid Hydrostatic Driven Gearboxes	Included
----	-------------------------------------	----------

## CC Auger Options

01	Slide Plate Auger - 5/8" flighting	Included
02	Angling Blade Auger - 5/8" flighting	nc
03	HD Slide Plate Auger - 3/4" flighting	\$ 1,999
04	HD Angling Blade Auger - 3/4" flighting	\$ 1,999

## DD Stainless Steel Drum Liner Options

02	6" Liner	\$ 3,295
03	26" Liner	\$ 9,050

## Conveyor Options

8' 6" Left Discharge Conveyor w 18" Slide Hydraulic Magnet Discharge Chute	\$ 11,099
	Included

## Options

12" Plastic Extension*^	Included
16" Plastic Extension*^	\$ 156
Alexander Knife - 1 or 2 per auger (ea)	\$ 314
Vertical Knife± - 1 or 2 per auger (ea)	\$ 214
SS Cladding - Slide Plate Auger -- 1st flight & slide plate	\$ 4,100
SS Cladding - Angling Blade Auger -- 1st flight	\$ 4,100
Rear Bumper w Lights	\$ 2,290
Single Axle Fenders	\$ 1,649
Tandem Axle Fenders	\$ 3,295

\*not installed | ^hay retention only | ±na on angling blade auger

Please contact Jaylor before ordering or purchasing a chassis.  
Capacity Limited 16,000 lbs / 7300 kg



# 5750 Truck Mount



## Included Features

- OrbitEvo 7740V Intelligent Controller  
w/ Digital Display & Advanced Joystick
- Hydraulic Oil Tank & Coolers
- Electric Valves
- Tungsten Carbide Coated Knives
- 4 Point Weigh System
- DG500 Scale Indicator
- Ladder w/ Viewing Stand
- 12" Plastic Extension
- Mix Viewing Window
- Restrictor Blades (2)
- Shaker Box
- Hydrostatic Pump w Flange
- AAAA1410 Dana Driveshaft w Flange\*
- All Hoses
- Hydraulic Oil\*

\*factory installed only

## Specifications

Capacity No Extension	na
With 8" Extension	na
With 12" Extension	740ft <sup>3</sup>   21.0m <sup>3</sup>
With 16" Extension	780ft <sup>3</sup>   22.1m <sup>3</sup>
Drum Height w mounting pads	81in   206cm
Drum Length	236in   600cm
Drum Width	91in   231cm
Number of Knives	18
Auger Flighting Thickness	5/8in   16mm
Conveyor Width	36in   91cm
Door Opening Width	42in   107cm
Floor Thickness	5/8in   16mm
Drum Wall Thickness	1/4in   6mm
Rear Axle Requirement	38,000 lbs - preferred
Front Axle Requirement	12,000 lbs - preferred

## Warranty

- 1 Year Entire Mixer | 4 Year Weigh System
- 5 Year Frame | 5 Year Pro-Rated Planetary Gearbox



# 5750HD Truck Mount

Twin Auger TMR



## AA Door Configurations

### Customer Installed

01	Front Center -- conveyor required	\$ 149,900
02	Front Center & Rear Center -- conveyor required	\$ 153,711

### Factory Installed

01	Front Center -- conveyor required	\$ 169,228
02	Front Center & Rear Center -- conveyor required	\$ 173,037
	*Used Truck Chassis Premium	\$ 12,500

## BB HD Drive System

01	Full Hydrostatic Driven Gearboxes	Included
----	-----------------------------------	----------

## CC Auger Options

03	HD Slide Plate Auger - 3/4" flighting	Included
04	HD Angling Blade Auger - 3/4" flighting	nc

## DD Stainless Steel Drum Liner Options

02	6" Liner	\$ 3,295
03	26" Liner	\$ 9,050

## Conveyor Options

8' 6" Left Discharge Conveyor w 18" Slide	\$ 11,099
Hydraulic Magnet Discharge Chute	Included

## Options

12" Plastic Extension*^	Included
16" Plastic Extension*^	\$ 156
Alexander Knife - 1 or 2 per auger (ea)	\$ 314
Vertical Knife <sup>±</sup> - 1 or 2 per auger (ea)	\$ 214
SS Cladding - Slide Plate Auger -- 1st flight & slide plate	\$ 4,100
SS Cladding - Angling Blade Auger -- 1st flight	\$ 4,100
Rear Bumper w Lights	\$ 2,290
Single Axle Fenders	\$ 1,649
Tandem Axle Fenders	\$ 3,295

\*not installed | ^hay retention only | <sup>±</sup>na on angling blade auger

Please contact Jaylor before ordering or purchasing a chassis.



# 5750HD Truck Mount



## Included Features

- OrbitEvo 7740V Intelligent Controller  
w/ Digital Display & Advanced Joystick
- Hydraulic Oil Tank & Coolers
- Electric Valves
- Tungsten Carbide Coated Knives
- 4 Point Weigh System
- DG500 Scale Indicator
- Ladder w/ Viewing Stand
- 12" Plastic Extension
- Mix Viewing Window
- Restrictor Blade (2)
- Shaker Box
- Hydrostatic Pump w Flange
- AAAA1410 Dana Driveshaft w Flange\*
- All Hoses\*
- Hydraulic Oil\*
- \*factory installed only

## Specifications

Capacity No Extension	na
With 8" Extension	na
With 12" Extension	740ft <sup>3</sup>   21.0m <sup>3</sup>
With 16" Extension	780ft <sup>3</sup>   22.1m <sup>3</sup>
Drum Height w mounting pads	81in   206cm
Drum Length	236in   600cm
Drum Width	91in   231cm
Number of Knives	18
Auger Flighting Thickness	5/8in   16mm
Conveyor Width	36in   91cm
Door Opening Width	42in   107cm
Floor Thickness	5/8in   16mm
Drum Wall Thickness	1/4in   6mm
Rear Axle Requirement	38,000 lbs - preferred
Front Axle Requirement	12,000 lbs - preferred

## Warranty

- 1 Year Entire Mixer | 4 Year Weigh System
- 5 Year Frame | 5 Year Pro-Rated Planetary Gearbox



# 5850HD Truck Mount

Twin Auger TMR



## AA Door Configurations

### Customer Installed

01	Front Center -- conveyor required	\$ 160,856
02	Front Center & Rear Center -- conveyor required	\$ 164,072

### Factory Installed

01	Front Center -- conveyor required	\$ 177,173
02	Front Center & Rear Center -- conveyor required	\$ 180,390
	*Used Truck Chassis Premium	\$ 12,500

## BB HD Drive System

01	Full Hydrostatic Driven Gearboxes	Included
----	-----------------------------------	----------

## CC Auger Options

03	HD Slide Plate Auger - 3/4" flighting	Included
04	HD Angling Blade Auger - 3/4" flighting	nc

## DD Stainless Steel Drum Liner Options

02	6" Liner	\$ 3,475
03	26" Liner	\$ 9,550

## Conveyor Options

8' 6" Left Discharge Conveyor w 18" Slide	\$ 11,099
Hydraulic Magnet Discharge Chute	Included

## Options

8" Plastic Extension*^	\$ 1,288
12" Plastic Extension*^	\$ 1,453
16" Plastic Extension*^	\$ 1,611
Alexander Knife - 1 or 2 per auger (ea)	\$ 314
Vertical Knife <sup>±</sup> - 1 or 2 per auger (ea)	\$ 214
SS Cladding - Slide Plate Auger -- 1st flight & slide plate	\$ 4,100
SS Cladding - Angling Blade Auger -- 1st flight	\$ 4,100
Rear Bumper w Lights	\$ 2,290
Tandem Axle Fenders	\$ 3,295

\*not installed | ^hay retention only | <sup>±</sup>na on angling blade auger

Please contact Jaylor before ordering or purchasing a chassis.



# 5850HD Truck Mount



## Included Features

- OrbitEvo 7740V Intelligent Controller  
w/ Digital Display & Advanced Joystick
- Hydraulic Oil Tank & Coolers
- Electric Valves
- Tungsten Carbide Coated Knives
- 4 Point Weigh System
- DG500 Scale Indicator
- Ladder w/ Viewing Stand
- Mix Viewing Window
- Restrictor Blades (2)
- Shaker Box
- Hydrostatic Pump w Flange
- AAAA1410 Dana Driveshaft w Flange\*
- All Hoses\*
- Hydraulic Oil\*

\*factory installed only

## Specifications

Capacity No Extension	800ft <sup>3</sup>   22.7m <sup>3</sup>
With 8" Extension	865ft <sup>3</sup>   24.5m <sup>3</sup>
With 12" Extension	910ft <sup>3</sup>   25.8m <sup>3</sup>
With 16" Extension	960ft <sup>3</sup>   27.2m <sup>3</sup>
Drum Height w mounting pads	85in   216cm
Drum Length	255in   648cm
Drum Width	97in   246cm
Number of Knives	18
Auger Flighting Thickness	5/8in   16mm
Conveyor Width	36in   91cm
Door Opening Width	42in   107cm
Floor Thickness	5/8in   16mm
Drum Wall Thickness	1/4in   6mm
Rear Axle Requirement	40,000 lbs - preferred
Front Axle Requirement	16,000 lbs - preferred

## Warranty

- 1 Year Entire Mixer | 4 Year Weigh System
- 5 Year Frame | 5 Year Pro-Rated Planetary Gearbox



# 51000HD Truck Mount

Twin Auger TMR



## AA Door Configurations

### Customer Installed

01	Front Center -- conveyor required	\$ 165,034
02	Front Center & Rear Center -- conveyor required	\$ 168,243

### Factory Installed

01	Front Center -- conveyor required	\$ 181,351
02	Front Center & Rear Center -- conveyor required	\$ 184,561
	*Used Truck Chassis Premium	\$ 12,500

## BB HD Drive System

01	Full Hydrostatic Driven Gearboxes	Included
----	-----------------------------------	----------

## CC Auger Options

03	HD Slide Plate Auger - 3/4" flighting	Included
04	HD Angling Blade Auger - 3/4" flighting	nc

## DD Stainless Steel Drum Liner Options

02	6" Liner	\$ 3,475
03	26" Liner	\$ 9,550

## Conveyor Options

8' 6" Left Discharge Conveyor w 18" Slide	\$ 11,099
Hydraulic Magnet Discharge Chute	Included

## Options

8" Plastic Extension*^	\$ 1,288
12" Plastic Extension*^	\$ 1,453
16" Plastic Extension*^	\$ 1,611
Alexander Knife - 1 per auger (ea)	\$ 314
Vertical Knife <sup>‡</sup> - 1 or 2 per auger (ea)	\$ 214
SS Cladding - Slide Plate Auger -- 1st flight & slide plate	\$ 4,100
SS Cladding - Angling Blade Auger -- 1st flight	\$ 4,100
Rear Bumper w Lights	\$ 2,290
Tandem Axle Fenders	\$ 3,295

\*not installed | ^hay retention only | <sup>‡</sup>na on angling blade auger

Please contact Jaylor before ordering or purchasing a chassis.





# 51000HD Truck Mount



## Included Features

- OrbitEvo 7740V Intelligent Controller  
w/ Digital Display & Advanced Joystick
- Electric Valves
- Tungsten Carbide Coated Knives
- 4 Point Weight System
- DG500 Scale Indicator
- Ladder w/ Viewing Stand
- Mix Viewing Window
- Restrictor Blades (2)
- Shaker Box
- Hydrostatic Pump w Flange
- All Hoses\*
- AAAA1410 Dana Driveshaft w Flange\*
- Hydraulic Oil\*
- \*factory installed only

## Specifications

Capacity No Extension	925ft <sup>3</sup>   26.2m <sup>3</sup>
With 8" Extension	990ft <sup>3</sup>   28.0m <sup>3</sup>
With 12" Extension	1,045ft <sup>3</sup>   29.6m <sup>3</sup>
With 16" Extension	1,095ft <sup>3</sup>   31.0m <sup>3</sup>
Drum Height w mounting pads	86in   219cm
Drum Length	265in   673cm
Drum Width	102in   259cm
Number of Knives	22
Auger Flighting Thickness	3/4in   19mm
Conveyor Width	36in   91cm
Door Opening Width	42in   107cm
Floor Thickness	3/4in   19mm
Drum Wall Thickness	1/4in   6mm
Rear Axle Requirement	46,000 lbs - preferred
Front Axle Requirement	20,000 lbs - preferred

## Warranty

- 1 Year Entire Mixer | 4 Year Weigh System
- 5 Year Frame | 5 Year Pro-Rated Planetary Gearbox



# 51250HD Truck Mount

Twin Auger TMR



## AA Door Configurations

### Customer Installed

01	Front Center -- conveyor required	\$ 176,726
02	Front Center & Rear Center -- conveyor required	\$ 179,947

### Factory Installed

01	Front Center -- conveyor required	\$ 193,043
02	Front Center & Rear Center -- conveyor required	\$ 196,265
	*Used Truck Chassis Premium	\$ 12,500

## BB HD Drive System

01	Full Hydrostatic Driven Gearboxes	Included
----	-----------------------------------	----------

## CC Auger Options

03	HD Slide Plate Auger - 3/4" flighting	Included
04	HD Angling Blade Auger - 3/4" flighting	nc

## DD Stainless Steel Drum Liner Options

02	6" Liner	\$ 3,475
03	26" Liner	\$ 9,550

## Conveyor Options

8' 6" Left Discharge Conveyor w 18" Slide	\$ 11,099
Hydraulic Magnet Discharge Chute	Included

## Options

8" Plastic Extension*^	\$ 1,288
12" Plastic Extension*^	\$ 1,453
16" Plastic Extension*^	\$ 1,611
Alexander Knife - 1 per auger (ea)	\$ 314
Vertical Knife <sup>‡</sup> - 1 or 2 per auger (ea)	\$ 214
SS Cladding - Slide Plate Auger -- 1st flight & slide plate	\$ 4,100
SS Cladding - Angling Blade Auger -- 1st flight	\$ 4,100
Rear Bumper w Lights	\$ 2,290
Tandem Axle Fenders	\$ 3,295

\*not installed | ^hay retention only | <sup>‡</sup>na on angling blade auger

Please contact Jaylor before ordering or purchasing a chassis.



# 51250HD Truck Mount



## Included Features

- OrbitEvo 7740V Intelligent Controller  
w/ Digital Display & Advanced Joystick
- Electric Valves
- Tungsten Carbide Coated Knives
- 4 Point Weight System
- DG500 Scale Indicator
- Ladder w/ Viewing Stand
- Mix Viewing Window
- Restrictor Blades (2)
- Shaker Box
- Hydrostatic Pump w Flange
- All Hoses\*
- AAAA1410 Dana Driveshaft w Flange\*
- Hydraulic Oil\*
- \*factory installed only

## Specifications


Capacity No Extension	1,125ft <sup>3</sup>   31.9m <sup>3</sup>
With 8" Extension	1,190ft <sup>3</sup>   33.7m <sup>3</sup>
With 12" Extension	1,245ft <sup>3</sup>   35.3m <sup>3</sup>
With 16" Extension	1,295ft <sup>3</sup>   36.7m <sup>3</sup>
Drum Height w mounting pads	104in   264cm
Drum Length	265in   673cm
Drum Width	102in   259cm
Number of Knives	26
Auger Flighting Thickness	3/4in   19mm
Conveyor Width	36in   91cm
Door Opening Width	42in   107cm
Floor Thickness	3/4in   19mm
Drum Wall Thickness	1/4in   6mm
Rear Axle Requirement	46,000 lbs - preferred
Front Axle Requirement	20,000 lbs - preferred

## Warranty

- 1 Year Entire Mixer | 4 Year Weigh System
- 5 Year Frame | 5 Year Pro-Rated Planetary Gearbox








# Vertical TMR Mixer Door Configurations



### Front Center

A conveyor is required.  
41" wide raises to a max height of 32"/81cm.  
Low profile raises to max height of 27"/68cm.



### Rear Center

Discharges with a chute only (conveyor na).  
Useful when preprocessing and unloading into commodity storage.



### Front Right Corner or Rear Left Corner

Allows for discharge without a conveyor.  
Suitable for floor feeding.



### Front Right Corner w/ Drop Floor

A discharge door with a hinged floor located in the front right corner of the drum. (conveyor na).



### Center Side Door

On right & left side or dual (2) on either side.  
Commonly used in narrow aisles or stationary setups where a conveyor is not feasible.




### Dual Center Side Doors

Dual doors located on the left or right side.  
Allow for feedout on both sides.  
Only available on twin models.



# Vertical TMR Mixer Conveyors & Chutes



**6' Flat Conveyor**  
41", 48", 60" or 72" flip up extension available.  
Configured to discharge out left or right side.  
Extension can be hydraulically raised or lowered.



**3' Conveyor**  
For use with front right corner door only.  
Ideal for bunk feeding.  
Discharge magnet not available.




**Dual Discharge Conveyor**  
8' or 9'2" Flat - not installed.  
Discharges feed to both the left & right side.




**Dual Discharge Slide Conveyor**  
8'6" dual conveyor is capable of telescoping  
18" in either direction  
Reduces overall width for narrow doorways  
and road travel.



**12" Chute**  
Allows for easier placement of feed.  
Available with or without magnet.



**Discharge Magnet**  
Protects animal health - minimizes the risk of  
metal contaminants entering the feed bunk.



**Conveyor Shielding**  
Conversion kit to change a dual discharge  
conveyor to single discharge.  
Available in either Left or Right hand kits.



**Anti Spillage Rubber Flap**  
NA with magnet or flat conveyer.  
Installed on underside of conveyor to assist with  
feed placement in narrow bunks.




# Vertical TMR Mixer Augers & Knives



**Slide Plate Auger**  
3/4" & 5/8" HD flighting available.  
Square Cut Sloped Top auger with a Slide Plate.  
Ideal for most processing applications.



**Slide Plate**  
Gathers feed and elevates it onto the auger allowing for less friction on the feed.  
Pulls feed away, diminishing side wall pressure.



**Angling Blade Auger**  
3/4" & 5/8" HD flighting available.  
For selected applications when more aggressive loading of the auger is required.



**Tungsten Carbide Coated Knives**  
Specially designed & oriented, ensuring max. cutting efficiency when processing long forage.  
Curved, carbide coated edges.



**Alexander Knife**  
Mounted to the auger upper flighting on an angled bracket. Works with the standard knives to improve bale processing rates.



**Vertical Knife**  
Additional knife mounted perpendicular to the auger slide plate to improve processing and feedout of high forage rations.



**Stainless Auger Cladding**  
The lead auger flights are coated in stainless steel to prolong the life of the auger.



**Bolt on Angling Blade**  
Replaces the first vertical knife for more aggressive mixing in non-forage based rations.






# Vertical TMR Mixer Features



**Ladder w Viewing Platform**  
Ergonomically designed with incorporated platform allowing operator to view in the mixer.



**Restrictor Blade**  
Restricts the flow of material within the mixer to quicken the cutting action of long stem forages.



**Mix Viewing Window**  
Allows the operator to safely view the interior of the mixer and the progression of the mix, to determine when it's ready.



**Mixer Level Indicator**  
Visible from the cab making levelling simple. A level mixer ensure optimal TMR processing



**Heavy Duty Forged Components**  
The casted adjustable hitch further enhances the strength & reliability of critical frame parts.



**Shaker Box**  
A simple way to test the uniformity of particle size & ingredient distribution in a batch and between loads to create an optimum mix.




**Oil Reservoir**  
To monitor gearbox oil levels. Large & highly visible.



**Central Grease Bank**  
Regular maintenance is simplified as grease ports are routed to one bank. Standard on twin auger mixers.



# Vertical TMR Mixer Options




**Plastic Extension (High Density Polyethylene)**  
8", 12" or 16" bolted to the top of the drum.  
Withstands extreme temperature variances  
Durable, impact resistant.



**Hay Retention Ring**  
3" Metal Tube installed on inside top drum.  
Prevents hay overspill.



**Stainless Liner**  
Available in 6" & 26" liners. Welded to the bottom of inside drum wall to decrease wear.




**Safety Chains**  
High strength chains prevent break-away.  
Certified to 35,000lbs.



**LED Light Bar Kit w/ Cable**  
Indicator & warning lights for road travel.  
Flashing, warning, brake & turn signal.



**Battery Mount**  
12 V power source for scale system.  
Battery not included.



**Fenders**  
Reduces splashing.  
Enhances mixer appearance.



**Towing Eye Hitch**  
Optional. Heavy duty with integrated swivel.



# Conveyor Specifications



		Ref.	5350	5400	5425	5575	5600	5650	
Front Door	8' Flat Dual-Direction Conveyor	Height from Ground	D1	30in   76cm	N/A	31in   79cm	N/A	31in   79cm	31in   79cm
		End to Hitch Pin	D4	48in   122cm	N/A	48in   122cm	N/A	48in   122cm	48in   122cm
	9' 2" Flat Dual-Direction Conveyor	Height from Ground	D1	30in   76cm	31in   79cm	31in   79cm	31in   79cm	31in   79cm	31in   79cm
		End to Hitch Pin	D4	55in   140cm	55in   140cm	55in   140cm	55in   140cm	55in   140cm	55in   140cm
	6' Flat Conveyor w/ 41" Hydraulic Ext	Height from Ground when Flat	D1	30in   76cm	31in   79cm	31in   79cm	31in   79cm	31in   79cm	31in   79cm
		Height from Ground when at 35°	D2	52in   132cm	53in   135cm	53in   135cm	53in   135cm	53in   135cm	53in   135cm
		End to Hitch Pin when Flat	D4	71in   180cm	71in   180cm	71in   180cm	71in   180cm	71in   180cm	71in   180cm
		End to Hitch Pin when at 35°	D3	65in   165cm	65in   165cm	65in   165cm	65in   165cm	65in   165cm	65in   165cm
	6' Flat Conveyor w/ 48" Hydraulic Ext	Height from Ground when Flat	D1	30in   76cm	31in   79cm	31in   79cm	31in   79cm	31in   79cm	31in   79cm
		Height from Ground when at 35°	D2	56in   142cm	57in   145cm	57in   145cm	57in   145cm	57in   145cm	57in   145cm
		End to Hitch Pin when Flat	D4	78in   198cm	78in   198cm	78in   198cm	78in   198cm	78in   198cm	78in   198cm
		End to Hitch Pin when at 35°	D3	71in   180cm	71in   180cm	71in   180cm	71in   180cm	71in   180cm	71in   180cm
	6' Flat Conveyor w/ 5' Hydraulic Ext	Height from Ground when Flat	D1	30in   76cm	31in   79cm	31in   79cm	31in   79cm	31in   79cm	31in   79cm
		Height from Ground when at 35°	D2	63in   160cm	64in   163cm	64in   163cm	64in   163cm	64in   163cm	64in   163cm
		End to Hitch Pin when Flat	D4	90in   229cm	90in   229cm	90in   229cm	90in   229cm	90in   229cm	90in   229cm
		End to Hitch Pin when at 35°	D3	81in   206cm	81in   206cm	81in   206cm	81in   206cm	81in   206cm	81in   206cm
	6' Flat Conveyor w/ 6' Hydraulic Ext	Height from Ground when Flat	D1	30in   76cm	31in   79cm	31in   79cm	31in   79cm	31in   79cm	31in   79cm
		Height from Ground when at 35°	D2	70in   178cm	70in   178cm	70in   178cm	70in   178cm	70in   178cm	70in   178cm
		End to Hitch Pin when Flat	D4	102in   259cm	102in   259cm	102in   259cm	102in   259cm	102in   259cm	102in   259cm
		End to Hitch Pin when at 35°	D3	91in   231cm	91in   231cm	91in   231cm	91in   231cm	91in   231cm	91in   231cm
Corner Door	3' Conveyor	Height from Ground when Flat	D5	29in   74cm	30in   76cm	30in   76cm	30in   76cm	30in   76cm	30in   76cm
		Height from Ground when at 35°	D6	56in   142cm	57in   145cm	57in   145cm	57in   145cm	57in   145cm	57in   145cm
		End to Hitch Pin when Flat	D8	81in   206	88in   224cm	84in   213cm	87in   221cm	84in   213cm	81in   206cm
		End to Hitch Pin when at 35°	D7	77in   196cm	83in   211cm	80in   203cm	82in   208cm	80in   203cm	77in   196cm
	12" Chute	Height from Ground	D11	23in   58cm	24in   61cm	24in   61cm	24in   61cm	24in   61cm	24in   61cm
		End to Hitch Pin	D12	56in   142cm	62in   157cm	59in   150cm	62in   157cm	59in   150cm	56in   142cm
	Drop Floor	Height from Ground	D13	36in   91cm	36in   91cm	36in   91cm	36in   91cm	36in   91cm	36in   91cm
		End to Hitch Pin	D14	46in   117cm	51in   130cm	49in   124cm	51in   130cm	49in   124cm	46in   117cm
Center Side Door	12" Chute	Height from Ground	D9	22in   56cm	22in   56cm	22in   56cm	22in   56cm	N/A	22in   56cm
		End to Hitch Pin	D10	58in   147cm	62in   157cm	61in   155cm	64in   163cm	N/A	58in   147cm

Recommended max discharge angle is 35 degrees

Recommended min distance from conveyor to top of bunk is 10in | 25cm

All values use standard tire configuration



# Conveyor Specifications

			Ref.	5750	5850	5750HD	5850HD	51000HD	51250HD
Front Door	8' Flat Dual-Direction Conveyor	Height from Ground	D1	31in   79cm	31in   79cm	37in   94cm	39in   99cm	N/A	N/A
		End to Hitch Pin	D4	48in   122cm	48in   122cm	48in   122cm	48in   122cm	N/A	N/A
	9' 2" Flat Dual-Direction Conveyor	Height from Ground	D1	31in   79cm	31in   79cm	37in   94cm	39in   99cm	38in   97cm	38in   97cm
		End to Hitch Pin	D4	55in   140cm	55in   140cm	55in   140cm	55in   140cm	55in   140cm	55in   140cm
	6' Flat Conveyor w/ 41" Hydraulic Ext	Height from Ground when Flat	D1	31in   79cm	31in   79cm	37in   94cm	39in   99cm	38in   97cm	38in   97cm
		Height from Ground when at 35°	D2	53in   135cm	53in   135cm	59in   150cm	61in   155cm	60in   152cm	60in   152cm
		End to Hitch Pin when Flat	D4	71in   180cm	71in   180cm	71in   180cm	71in   180cm	71in   180cm	71in   180cm
		End to Hitch Pin when at 35°	D3	65in   165cm	65in   165cm	65in   165cm	65in   165cm	65in   165cm	65in   165cm
	6' Flat Conveyor w/ 48" Hydraulic Ext	Height from Ground when Flat	D1	31in   79cm	31in   79cm	37in   94cm	39in   99cm	38in   97cm	38in   97cm
		Height from Ground when at 35°	D2	57in   145cm	57in   145cm	63in   160cm	65in   165cm	64in   163cm	64in   163cm
		End to Hitch Pin when Flat	D4	78in   198cm	78in   198cm	78in   198cm	78in   198cm	78in   198cm	78in   198cm
		End to Hitch Pin when at 35°	D3	71in   180cm	71in   180cm	71in   180cm	71in   180cm	71in   180cm	71in   180cm
	6' Flat Conveyor w/ 5' Hydraulic Ext	Height from Ground when Flat	D1	31in   79cm	31in   79cm	37in   94cm	39in   99cm	38in   97cm	38in   97cm
		Height from Ground when at 35°	D2	64in   163cm	64in   163cm	70in   178cm	72in   183cm	71in   180cm	71in   180cm
		End to Hitch Pin when Flat	D4	90in   229cm	90in   229cm	90in   229cm	90in   229cm	90in   229cm	90in   229cm
		End to Hitch Pin when at 35°	D3	81in   206cm	81in   206cm	81in   206cm	81in   206cm	81in   206cm	81in   206cm
	6' Flat Conveyor w/ 6' Hydraulic Ext	Height from Ground when Flat	D1	31in   79cm	31in   79cm	37in   94cm	39in   99cm	38in   97cm	38in   97cm
		Height from Ground when at 35°	D2	70in   178cm	70in   178cm	76in   193cm	78in   198cm	78in   198cm	78in   198cm
		End to Hitch Pin when Flat	D4	102in   259cm	102in   259cm	102in   259cm	102in   259cm	102in   259cm	102in   259cm
		End to Hitch Pin when at 35°	D3	91in   231cm	91in   231cm	91in   231cm	91in   231cm	91in   231cm	91in   231cm
Corner Door	3' Conveyor	Height from Ground when Flat	D5	30in   76cm	30in   76cm	36in   91cm	38in   97cm	37in   94cm	37in   94cm
		Height from Ground when at 35°	D6	57in   145cm	57in   145cm	63in   160cm	65in   165cm	64in   163cm	64in   163cm
		End to Hitch Pin when Flat	D8	81in   206cm	84in   213cm	81in   206cm	84in   213cm	88in   224cm	88in   224cm
		End to Hitch Pin when at 35°	D7	77in   196cm	80in   203cm	77in   196cm	80in   203cm	83in   211cm	83in   211cm
	12" Chute	Height from Ground	D11	24in   61cm	24in   61cm	30in   76cm	32in   81cm	31in   79cm	31in   79cm
		End to Hitch Pin	D12	56in   142cm	59in   150cm	56in   142cm	59in   150cm	62in   157cm	62in   157cm
	Drop Floor	Height from Ground	D13	37in   94cm	37in   94cm	N/A	N/A	N/A	N/A
End to Hitch Pin		D14	46in   117cm	49in   124cm	N/A	N/A	N/A	N/A	
Center Side Door	12" Chute	Height from Ground	D9	23in   58cm	23in   58cm	29in   74cm	30in   76cm	29in   74cm	29in   74cm
		End to Hitch Pin	D10	58in   147cm	61in   155cm	58in   147cm	61in   155cm	64in   163cm	64in   163cm

Recommended max discharge angle is 35 degrees

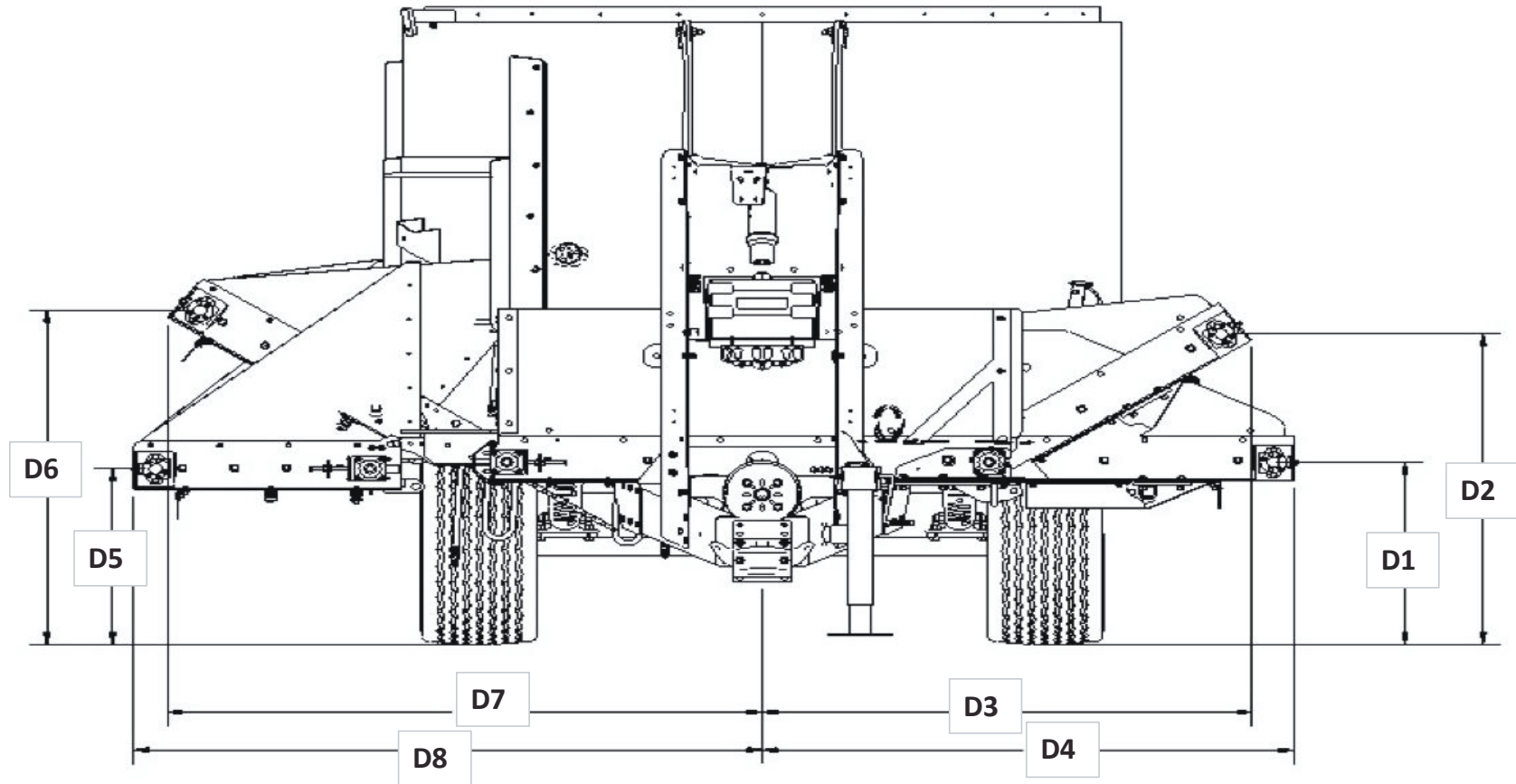
Recommended min distance from conveyor to top of bunk is 10in | 25cm

All values use standard tire configuration



# CONVEYOR SPECIFICATION

*Front & Corner Door Discharge*

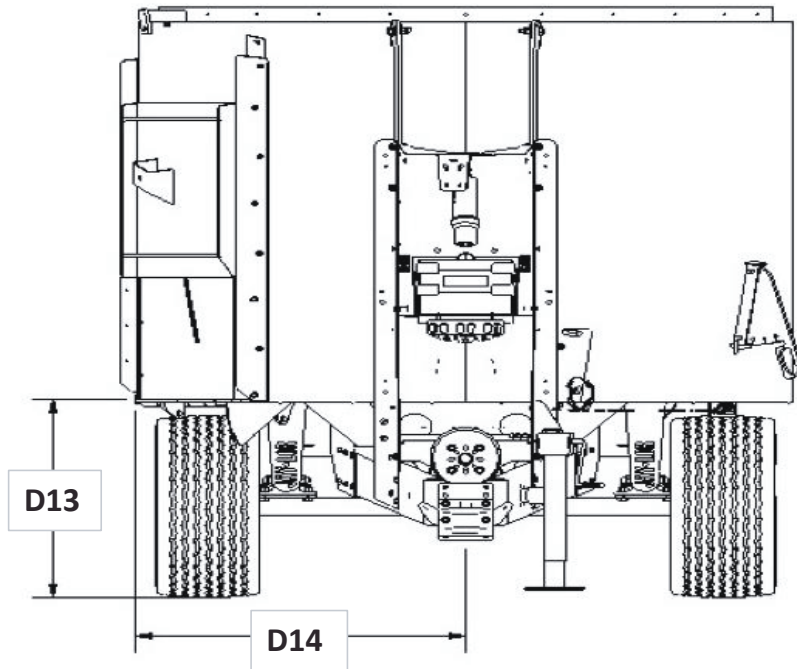


**Front Discharge and Corner Door**

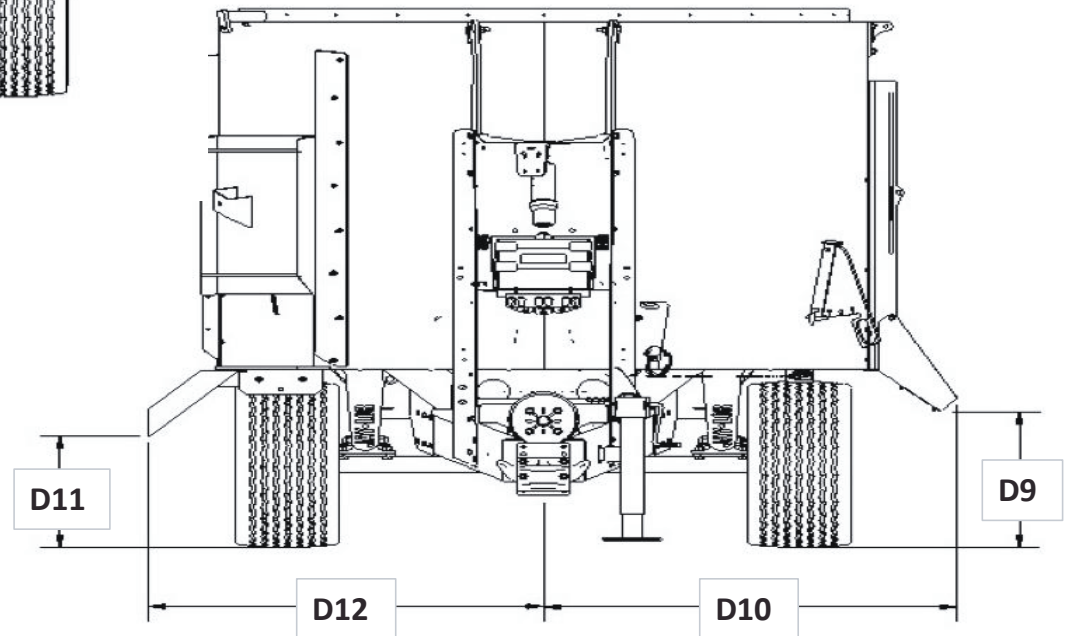


# CONVEYOR SPECIFICATION

*Corner Drop Floor / C-Side & Corner with Chute*



**Corner Drop Floor**



**C-Side & Corner with Chute**





JAY•LOR®



# H2650 Truck Mount

Quad Auger Horizontal TMR - Stainless Steel



## Door Configuration

### Customer Installed

Left Side \$ 194,591

### Factory Installed

Left Side \$ 209,591

## Hydrostatic Drive Option

FEPTO Included

REPTO Included

Transmission PTO -- customer supplies pto / shaft Included

## Options

23" Chute w/ magnet nc

29" Chute w/ magnet Included

Feedlot Front Bumper - na with FEPTO option \$ 2,419

Rear Bumper w Lights \$ 2,126

Single Axle Fender - Fleet Engineering \$ 1,531

Tandem Axle Fender - Fleet Engineering \$ 3,062

Custom Colour \$ 1,829





# H2650 Truck Mount



## Included Features

- Full Stainless-Steel Sidewalls and Troughs
- Patented Jaylor Ribbon Augers
- OrbitEvo 7750H Intelligent Controller  
w/ Digital Display & Advanced Joystick
- Danfoss Hydrostatic System
- Hydrostatic Pump w/ Flange
- Hydrostatic Planetary Drive
- Heavy Duty Chain Tensioners – 200H Main Chain Drive
- Lightweight Cyclone Reservoir
- DESB Load Cells
- High-Capacity Door
- Oil Resistant Door Seals
- 29" Chute w/ Magnet
- 10" Plastic Extension
- Ladder - Left or Right, Side Mount
- LED Lights
- Standard Truck Frame Mounting Kit

## Warranty

- 1 Year Entire Mixer | 1 Year Drive System
- 3 Year Engineered Structure | 4 Year Weigh System

## Specifications

Struck Level Capacity	650ft <sup>3</sup>   18.4m <sup>3</sup>
Capacity w Plastic Extension	690ft <sup>3</sup>   19.5m <sup>3</sup>
Max Weight of Final Ration <sup>^</sup>	19,500lbs   8,850kg
Box Weight	17,100lbs   7,750kg
Box Height	83in   211cm
Box Length	224in   569cm
Box Width	106in   269cm
Overall Height*	123in   312cm
Discharge Height*	52in   132cm
Recommended Min Truck Engine	260HP
Variable Auger Speed	4-26 RPM
Auger Drive System	Hydrostatic Planetary
Top Left / Top Right Auger Diameter	26in   66cm
Lower Left Auger Diameter	28in   71cm
Lower Right Auger Diameter	42in   107cm
Top Auger Thickness	1/2in   12.7mm
Lower Auger Thickness	5/8in   16mm
Door Opening Width	47in   119cm
Trough / Drum Wall Thickness	1/4in   6mm
Rear Axle Requirements	32,000lbs   14,500kg
Front Axle Requirements	11,000lbs   5,000kg

<sup>^</sup>w standard augers | \*w 42" truck chassis



# H2850 Truck Mount

Quad Auger Horizontal TMR - Stainless Steel



## Door Configuration

### Customer Installed

Left Side \$ 213,040

### Factory Installed

Left Side \$ 228,040

## Hydrostatic Drive Option

FEPTO Included

REPTO Included

Transmission PTO -- customer supplies pto / shaft Included

## Options

23" Chute w/ magnet nc

29" Chute w/ magnet Included

Feedlot Front Bumper - na with FEPTO option \$ 2,419

Rear Bumper w Lights \$ 2,126

Tandem Axle Fender - Fleet Engineering \$ 3,062

Custom Colour \$ 1,829



# H2850 Truck Mount



## Included Features

- Full Stainless-Steel Sidewalls and Troughs
- Patented Jaylor Ribbon Augers
- OrbitEvo 7750H Intelligent Controller  
w/ Digital Display & Advanced Joystick
- Danfoss Hydrostatic System
- Hydrostatic Pump w/ Flange
- Hydrostatic Planetary Drive
- Heavy Duty Chain Tensioners – 200H Main Chain Drive
- Lightweight Cyclone Reservoir
- DESB Load Cells
- High-Capacity Door
- Oil Resistant Door Seals
- 29" Chute w/ Magnet
- 10" Plastic Extension
- Ladder - Left or Right, Side Mount
- LED Lights
- Standard Truck Frame Mounting Kit

## Warranty

- 1 Year Entire Mixer | 1 Year Drive System
- 3 Year Engineered Structure | 4 Year Weigh System

## Specifications

Struck Level Capacity	800ft <sup>3</sup>   22.7m <sup>3</sup>
Capacity w Plastic Extension	890ft <sup>3</sup>   25.2m <sup>3</sup>
Max Weight of Final Ration <sup>^</sup>	24,500lbs   11,100kg
Box Weight	18,300lbs   8,300kg
Box Height	89in   226cm
Box Length	248in   630cm
Box Width	106in   269cm
Overall Height*	129in   328cm
Discharge Height*	52in   132cm
Recommended Min Truck Engine	300HP
Variable Auger Speed	4-26 RPM
Auger Drive System	Hydrostatic Planetary
Top Left / Top Right Auger Diameter	26in   66cm
Lower Left Auger Diameter	28in   71cm
Lower Right Auger Diameter	42in   107cm
Top Auger Thickness	1/2in   12.7mm
Lower Auger Thickness	5/8in   16mm
Door Opening Width	47in   119cm
Trough / Drum Wall Thickness	1/4in   6mm
Rear Axle Requirements	40,000lbs   18,100kg
Front Axle Requirements	12,500lbs   5,700kg

<sup>^</sup>w standard augers | \*w 42" truck chassis



# H2950 Truck Mount

Quad Auger Horizontal TMR - Stainless Steel



## Door Configuration

### Customer Installed

Left Side \$ 216,851

### Factory Installed

Left Side \$ 231,851

## Hydrostatic Drive Option

FEPTO Included  
REPTO Included  
Transmission PTO -- customer supplies pto / shaft Included

## Options

23" Chute w/ magnet nc  
29" Chute w/ magnet Included  
Feedlot Front Bumper - na with FEPTO option \$ 2,419  
Rear Bumper w Lights \$ 2,126  
Tandem Axle Fender - Fleet Engineering \$ 3,062  
Custom Colour \$ 1,829



# H2950 Truck Mount



## Included Features

- Full Stainless-Steel Sidewalls and Troughs
- Patented Jaylor Ribbon Augers
- OrbitEvo 7750H Intelligent Controller  
w/ Digital Display & Advanced Joystick
- Danfoss Hydrostatic System
- Hydrostatic Pump w/ Flange
- Hydrostatic Planetary Drive
- Heavy Duty Chain Tensioners – 200H Main Chain Drive
- Lightweight Cyclone Reservoir
- DESB Load Cells
- High-Capacity Door
- Oil Resistant Door Seals
- 29" Chute w/ Magnet
- 10" Plastic Extension
- Ladder - Left or Right, Side Mount
- LED Lights
- Standard Truck Frame Mounting Kit

## Warranty

- 1 Year Entire Mixer | 1 Year Drive System
- 3 Year Engineered Structure | 4 Year Weigh System

## Specifications

Struck Level Capacity	890ft <sup>3</sup>   25.2m <sup>3</sup>
Capacity w Plastic Extension	990ft <sup>3</sup>   28.0m <sup>3</sup>
Max Weight of Final Ration <sup>^</sup>	28,000lbs   12,700kg
Box Weight	19,050lbs   8,650kg
Box Height	94in   239cm
Box Length	248in   630cm
Box Width	114in   290cm
Overall Height*	134in   340cm
Discharge Height*	52in   132cm
Recommended Min Truck Engine	360HP
Variable Auger Speed	4-26 RPM
Auger Drive System	Hydrostatic Planetary
Top Left Auger Diameter	26in   66cm
Top Right Auger Diameter	30in   76cm
Lower Left Auger Diameter	28in   71cm
Lower Right Auger Diameter	42in   107cm
Top Auger Thickness	1/2in   12.7mm
Lower Auger Thickness	5/8in   16mm
Door Opening Width	47in   119cm
Trough / Drum Wall Thickness	1/4in   6mm
Rear Axle Requirements	44,000lbs   20,000kg
Front Axle Requirements	14,000lbs   6,400kg

<sup>^</sup>w standard augers | \*w42" truck chassis




# Horizontal TMR Mixer Features




### Quad Auger

Eliminates dead spots in full and partial loads. Superior mix of rations with a wide range of ingredients from wet brewers to high forage.



### Hydrostatic Pump

Delivers high power and torque for optimum performance at lower engine speeds. Time savings and lower fuel consumption. Smooth mixing and feed out of all ration types.




### Hydrostatic Planetary Drive

Soft-start & variable speed offers precise mixing and feed out speeds without revving the engine. Eliminates harmful shock-loads of std pto. Mixing on-the-go means more loads per hour.



### Single Joystick Control

Activates all mixing and feeding functions. Ergonomically positioned next to the driver's seat for ease of use and feed placement.



### Hydraulic Reservoir

Storage, cooling and oil filtration are incorporated in one compact simple package. Easy access for maintenance.



### Mixer Body

Heavy duty construction, rugged design. HD scale tubes & mounts safely house load cells. Ensures precise feed monitoring in all conditions.



### Oil Resistant Door Seals

Industrial grade seals keep oil in and dirt out. Tensioners keep positive control on chain. Offers smooth, quiet, trouble free operation.



# Horizontal TMR Mixer Features




### Gravity Discharge Chute

Simple design eliminates need for augers, chains and bearings resulting in lower maintenance. Standard magnets ensure livestock safety/health.



### High Capacity Door

47" (119cm) wide door allow for rapid discharge. Allows precise metering of lower volumn rations. Joystick control offers one-pass feeding.



### Central Grease Ports

Zerks routed to central location for easy access. Simplified daily maintenance of bearings. Ensures smooth operation and long bearing life.



### Adjustable Chute Control

Precise adjustment of chute speed give operator fine control over the raise/lower rate. Improves efficiency while delivering feed.



### Remote Scale Display -- LED Lights

Remote display provides weight and recipe readout. Positioned in loaders view ensures loading accuracy. LED spotlight illuminates bunks & gravity fed chutes.



### OrbitEvo Intelligent Controller

Displays mixer performance in real time. Records temperature & pressure exceptions for troubleshooting and predictive maintenance.



### Oil Bath Auger Drive

Extra heavy duty drive chains and sprockets provide rugged reliability & long component life. Single latch rear doors provide easy access.









# C118 Construction Dump Wagon



## Base Configuration

C118 Construction Dump Wagon -- w/o Brakes \$ 55,318

## CC Tire Configurations

<b>01</b>	445/65 R22.5 Radial	Included
<b>02</b>	700/40 22.5 Bias 18ply	\$ 3,573
<b>03</b>	800/45 R26.5 Radial	\$ 5,925
<b>04</b>	800/45 26.5 Bias 20ply	\$ 5,099

## Options

Single Swivel Hitch	Included
Double Swivel Hitch	\$ 208
Towing Eye Socket & Bushing Hitch	\$ 1,064
Spare Tire & Rim - 22.5 Radial (ea)	\$ 1,002
Spare Tire & Rim - 22.5 Bias (ea)	\$ 2,547
Spare Tire & Rim - 26.5 Radial (ea)	\$ 3,640
Spare Tire & Rim - 26.5 Bias (ea)	\$ 3,251

**Tire Conversion**

445mm - 17.5in

650mm - 25.5in

700mm - 27.5in

750mm - 29.5in

800mm - 31.5in

850mm - 33.5in





## Included Features

### Heaped Capacity

Pit Run Gravel  
Top Soil  
Wet Sand  
Beef Manure

### Warranty

1 Year Entire Wagon

## Specifications

Struck Capacity	225ft <sup>3</sup>   6.4m <sup>3</sup>
Heaped Capacity	380ft <sup>3</sup>   10.8m <sup>3</sup>
Max Weight Capacity*	37,600lbs   17,100kg
Box Height	26in   66cm
Box Floor Length	144in   366cm
Box Top Length	191in   485cm
Box Width Front	68in   173cm
Box Width Rear	72in   183cm
Overall Height^	80in   203cm
Loading Height^	80in   203cm
Overall Width^	101in   257cm
Overall Length	271in   688cm
Tongue Style	Solid HD
Dumping Angle	55 DEG
Cycle Time	30 SEC
Floor   Wall Material	44W
Floor Thickness	3/8in   0.95cm
Wall Thickness	1/4in   0.64cm
Empty Weight	10,000lbs   4,540kg
Standard Tires	445/65 R22.5 Radial (2)
Recommended Tires	700/40 22.5 Bias (2)
Wheel Assembly	Single Straight Axle
Lift Cylinders Type	Single Double-Acting
Oil From Tractor	1.32 GAL   5 L
Recommended Tractor Class	100 HP