

Click here for ordering programs-Select Program #9 from Bookmarks

SNOWBLLOWERS - METEOR

SINGLE AUGER

ITEMNUMBER	DESCRIPTION	WEIGHT	PRICE
SB48ECC	48" Single Auger - Manual Rotator	266	\$4,166.00
SB48EEC	48" Single Auger - Electric Rotator	266	\$5,803.00
SB48EHC	48" Single Auger - Hydraulic Rotator W/ Hydraulic Motor And Hoses	266	\$4,937.00
SB54ECC	54" Single Auger - Manual Rotator	366	\$4,314.00
SB54EEC	54" Single Auger - Electric Rotator	366	\$5,951.00
SB54EHC	54" Single Auger - Hydraulic Rotator W/Hydraulic Motor And Hoses	366	\$5,085.00
SB60ECC	60" Single Auger - Manual Rotator	396	\$4,499.00
SB60EEC	60" Single Auger - Electric Rotator	396	\$6,136.00
SB60EHC	60" Single Auger - Hydraulic Rotator W/Hydraulic Motor And Hoses	396	\$5,270.00
SB68EC	68" Single Auger - Manual Rotator	506	\$5,269.00
SB68EH	68" Single Auger - Hydraulic Rotator W/Hydraulic Motor And Hoses	506	\$5,830.00
SB72EC	72" Single Auger - Manual Rotator	540	\$5,369.00
SB72EH	72" Single Auger - Hydraulic Rotator W/Hydraulic Motor And Hoses	540	\$5,930.00
SB78ECC	78" Single Auger - Manual Rotator	748	\$6,774.00
SB78EHC	78" Single Auger - Hydraulic Rotator W/Hydraulic Motor And Hoses	748	\$7,334.00
SB87EC	87" Single Auger - Manual Rotator	1034	\$7,772.00
SB87EH	87" Single Auger - Hydraulic Rotator W/Hydraulic Motor And Hoses	1034	\$8,332.00
SB97ECC	97" Single Auger - Manual Rotator		\$8,183.00
SB97EHC	97" Single Auger - Hydraulic Rotator W/Hydraulic Motor And hoses		\$8,744.00

Setup on snow blowers - \$100

****STANDARD COLOR IS CHARCOAL GRAY. Optional colors are available on Early Order Program only****

Single Auger Snow Blowers

Single auger snow blowers are equipped with high tensile steel flighting that feeds snow into the 5 blade fan. It's tight tolerance to the housing sucks in the snow, blowing it out of the chute with as little as 12 HP.

FEATURES:

- High tensile steel flighting
- 3PH quick attach compatible
- 5 blade fan
- SB48, SB54, & SB60 come standard with manual rotators
- Manual chute deflector



SPECIFICATIONS:

	SB48	SB54	SB60	SB68	SB72	SB78	SB87	SB97
HP (Rec.)	12	15	20	30	35	50	60	75
Cutting Width	48"	54"	60"	68"	72"	78"	87"	97"
Cutting Edge	1/4" x 1-1/2"	3/8" x 1-1/2"	3/8" x 1-1/2"	3/8" x 1-1/2"	3/8" x 1-1/2"	1/2" x 2"	1/2" x 2"	1/2" x 2"
Auger Diameter	12"	14"	14"	14"	14"	15"	19"	19"
Fan Diameter	19"	21"	21"	21"	21"	23"	27"	27"
Chute Diameter	7"	8"	8"	10"	10"	10"	12"	12"
Chute Rotation		Manual				Select Option*		
Chute Deflector	Manual	Std/Opt	Std/Opt	Std/Opt	Std/Opt	Std/Opt	Std/Opt	Std/Opt
Main Body Height	22.5"	25"	25"	29"	29"	29"	36"	36"
3PH Mount	CAT I	CAT I	CAT I	CAT I	CAT I	CAT I & 2	CAT 2	CAT 2

*Models available with HAND CRANK, ELECTRIC OR HYDRAULIC CHUTE



SNOWBLOWERS - METEOR

DOUBLE AUGER

ITEMNUMBER	DESCRIPTION	WEIGHT	PRICE
SB87DCC	87" Double Auger - Manual Rotator, 540 RPM, Rear Mount	1161	\$9,144.00
SB87DHC	87" Double Auger - Hydraulic Rotator, 540 RPM, Rear Mount		\$9,705.00
SB97DC	97" Double Auger - Hydraulic Rotator, 540 RPM, Rear Mount		\$12,733.00
SB97D175C	97" Double Auger - Hydraulic Rotator, 1.75 PTO, 540 RPM, Rear Mount		\$13,707.00
SB97DFC	97" Double Auger - Hydraulic Rotator, 1.75 PTO, 1000RPM		\$17,562.00
SB97DF175C	97" Double Auger - Hydraulic Rotator, 1 3/8PTO, 1000RPM, Front or Rear Mount		\$16,667.00
SB108DC	108" Double Auger - Hydraulic Rotator, 540 RPM, Rear Mount	1847	\$13,660.00
SB108D175C	108" Double Auger - Hydraulic Rotator, 1.75 PTO, 540 RPM, Rear Mount		\$14,695.00
SB108DF175C	108" Double Auger - Hydraulic Rotator, 1 3/8PTO, 1000RPM, Front or Rear Mount	1847	\$18,422.00
SB108DFC	108" Double Auger - Hydraulic Rotator, 1.75 PTO, 1000RPM, Front or Rear Mount	1980	\$18,306.00
SB120DC	120" Double Auger - Hydraulic Rotator, 540 PTO, Rear Mount	3010	\$27,245.00
SB120DFC	120" Double Auger - Hydraulic Rotator, 1.75" PTO, 1000 RPM, Front or Rear Mount	3010	\$32,647.00
SB120DF175C	120" Double Auger - Hydraulic Rotator, 1000RPM, 1.75 PTO, Front or Rear Mount		\$32,825.00

Setup on snow blowers - \$100

****STANDARD COLOR IS CHARCOAL GRAY. Optional colors are available on Early Order Program only****

Double Auger Snow Blowers

Double auger snow blowers boast a cutting width up to 120".

To accommodate the PTO needs of larger tractors, dual auger blowers are compatible with the optional 1000 RPM PTO Kit.

FEATURES:

- High tensile steel flighting on top and bottom augers
- 5 blade fan
- Hydraulic chute rotator standard on SB97-SB120
- Manual chute deflector on all models
- Skid Shoes



SPECIFICATIONS:

	SB87D	SB97D	SB108D	SB120D
HP (Rec.)	60	100	125	200
Cutting Width	87"	97"	108"	120"
Cutting Edge	1/2 x 2	1/2 x 6*	1/2 x 6*	1/2 x 6*
Auger Diameter	15" (x2)	15" (x1) 19" (x1)	15" (x1) 19" (x1)	15" (x1) 23" (x1)
Fan Diameter	27"	32"	32"	36"
Chute Diameter	12"	13"	13"	13"
Chute Rotation	Manual or Hydraulic		Hydraulic Standard	
Chute Deflector	Manual Deflector Standard/ Hydraulic Optional			
Main Body Height	36"	43"	43"	47"
3PH Mount	CAT 2	CAT 2 & 3	CAT 2 & 3	CAT 2 & 3
Tube	3.5" OD	4.5" OD Heavy Wall	4.5" OD Heavy Wall	4.5" OD Heavy Wall
Flighting	5/16 x 2 1/4	5/16 x 2 1/4	5/16 x 2 1/4	1/2 x 3
Roller Chain	#60 Heavy	#80	#80	#100
Fan Depth	10"	12"	12"	12"
Auger Drive Shaft	1 1/4"	1 3/4"	1 3/4"	1 3/4"
Fan Output Shaft	40mm	2"	2"	2 1/2"
Optional 1000 RPM	-	Yes	Yes	Yes



CUMMINGS & BRICKER

www.cummingsandbricker.com
support@cummingsandbricker.com

Effective: 12/09/2023

F.O.B. C&B



SNOWBLOWERS - METEOR

SNOWBLOWER - OPTIONS

ITEMNUMBER	DESCRIPTION	WEIGHT	PRICE
SBHH095160	Hyd Rotator For 2009-2012- Models SB51/60" Includes Hyd.Motor/Hoses/Shield		\$543.00
SBHR54108	Hydraulic Rotator Kit All Models 2013+ Models		\$771.00
SB78MHD	Multi Hinged Deflector SB75 - Less cylinder		\$729.00
SB87MHD	Multi Hinged Deflector SB87 - Less cylinder		\$782.00
SB108MHD	Multi Hinged Deflector SB108 - Less cylinder		\$803.00
SBHD5472	Hyd Deflector 54"-72" 2013 And Up 2" X 4" Cylinder, Hoses, Couplers	24	\$523.00
SBHD75108	Hyd Deflector 75" & Larger -2013- 2" X 8" Cylinder, Hoses, Couplers		\$523.00
ECR	Electric Chute Rotator Kit For Models SB46-SB75. Specify Model Of Snowblower When Ordering.	22	\$1,637.00
SB87TLC	Truck Loading Chute 87S/97S/87D		\$4,823.00
SB108TLC	Truck Loading Chute 97D/108D		\$6,569.00
SB120TLC	Truck Loading Chute 120D		\$6,569.00
60962	4" Bolt On Wing Kit - For 48" to 72" Blowers, Adds 2" Per Side		\$191.00
60963	4" Bolt On Wing Kit - For 78" to 97" Blowers, Adds 2" Per Side		\$254.00
SB971081000SB1 201000	1000 RPM Conversion Kit W/ Gearbox, ***LESS PTO***, Mounting Brackets- For SB97/SB108D/SB120		\$3,981.00

Setup on snow blowers - \$100

****STANDARD COLOR IS CHARCOAL GRAY.** Optional colors are available on Early Order Program only**



High Tensile Steel Ribbon Flighting

To make sure you get the longest dependable service from your blower all Meteors have quality high tensile steel ribbon flighting on the auger providing strength to move the snow to the fan.



1000 RPM PTO Kit

Available on 97 and 108 models, a kit is available to allow larger tractors to run at 1000 RPM PTO. The 1000 RPM Kit also raises the input shaft to allow the PTO shaft to run at a lesser angle on larger tractors increasing the efficiency and life of the driveline components

Multi Hinged Deflector
Meteor's optional Multi Hinged Deflector provides you with finer control over where your snow is blown.



Gear Box

The heart of Meteor's power train is the time-proven Comer gearbox.



Skid Shoes

Adjustable skid shoes protect your surface and your blower
(Standard on 2013 machines)



Truck Loading Chute

Extendible chute places snow higher on the pile or into a truck.



Wing Kits

Made with 10 gauge steel and increases the overall width by 2" on each side. 18" tall.



CUMMINGS & BRICKER

www.cummingsandbricker.com
support@cummingsandbricker.com

Effective: 12/09/2023

F.O.B. C&B



PULL TYPE SNOWBLOWERS

ITEMNUMBER	DESCRIPTION	WEIGHT	PRICE
SB54PTC	54" Pull Type - Manual, Charcoal	462	\$6,162.00
SB54PTHC	54" Pull Type - Hydraulic Chute, Charcoal	462	\$6,933.00
SB54PTEC	54" Pull Type - Electric, Charcoal		\$8,591.00
SB60PTC	60" Pull Type - Hand Crank, Charcoal	495	\$6,368.00
SB60PTHC	60" Pull Type - Hydraulic Chute, W/Hydraulic Motor And Hoses, Charcoal	495	\$7,139.00
SB60PTEC	60" Pull Type - Electric, Charcoal	495	\$8,005.00
SB68PTCC	68" Pull Type - Hand Crank, Charcoal	671	\$7,265.00
SB68PTHC	68" Pull Type - Hydraulic Chute, W/Hydraulic Motor And Hoses, Charcoal	671	\$7,825.00
SB68PTEC	68" Pull Type - Electric, Charcoal	671	\$8,691.00
SB72PTCC	72" Pull Type - Manual Rotator, Charcoal		\$7,560.00
SB72PTHC	72" Pull Type - Hydraulic, Charcoal		\$8,121.00
SB72PTEC	72" Pull Type - Electric, Charcoal		\$8,987.00
SB78PTCC	78" Pull Type - Hand Crank, Charcoal	900	\$8,748.00
SB78PTHC	78" Pull Type - Hydraulic Chute W/Hydraulic Motor And Hoses	900	\$9,309.00
SB87PTCC	87" Pull Type - Hand Crank, Charcoal	1034	\$11,082.00
SB87PTHC	87" Pull Type - Hydraulic Chute W/Hydraulic Motor And Hoses, Charcoal	1200	\$11,643.00
SB97PTCC	97" Pull Type - Hand Crank, Charcoal	1225	\$11,589.00
SB97PTHC	97" Pull Type - Hydraulic Chute W/Hydraulic Motor And Hoses, Charcoal	1225	\$12,150.00

Setup on snow blowers - \$100

****STANDARD COLOR IS CHARCOAL GRAY.**

Optional colors are available on Early Order Program only**


DON'T LOOK BACK!

Meteor Pull Type Snow blowers - Pull with Ease

GREAT FOR SNOW CONTRACTORS

Many snow contractors have switched from truck mounted plows to tractors with inverted snow blowers because of the speed and efficiency they provide.


3 point hitch pull type snow blowers can be equipped with an optional hydraulically operated scraper. Equipped with corner markers so you always know its position, the scraper allows you to pull snow away from doorways and structures.



3PH/Quick Attach



High Tensile Steel Ribbon Flighting



Five Blade Fan





Performance Series Pull Type Snow Blowers

ITEMNUMBER	DESCRIPTION	WEIGHT	PRICE
SB54PTPC	54" Pull Type Performance Series - Add Rotator, Charcoal	495	\$6,954.00
SB54PTPCC	54" Pull Type Performance Series - Manual Chute, Charcoal	495	\$7,281.00
SB54PTPEC	54" Pull Type Performance Series - Electric Chute, Charcoal	495	\$8,707.00
SB54PTPHC	54" Pull Type Performance Series - Hydraulic Chute, Charcoal	495	\$7,841.00
SB60PTPC	60" Pull Type Performance Series - Add Rotator, Charcoal	495	\$7,255.00
SB60PTPCC	60" Pull Type Performance Series - Manual Chute, Charcoal	495	\$7,465.00
SB60PTPEC	60" Pull Type Performance Series - Electric Chute, Charcoal	495	\$8,892.00
SB60PTPHC	60" Pull Type Performance Series - Hydraulic Chute, Charcoal	495	\$8,026.00
SB68PTPC	68" Pull Type Performance Series - Add Roator, Charcoal	671	\$8,084.00
SB68PTPCC	68" Pull Type Performance Series - Manual Chute, Charcoal	671	\$8,294.00
SB68PTPHC	68" Pull Type Performance Series - Hydraulic Chute, Charcoal	671	\$8,855.00
SB72PTPC	72" Pull Type Performance Series - Add Rotator, Charcoal		\$8,491.00
SB72PTPCC	72" Pull Type Performance Series - Manual Chute, Charcoal	685	\$8,701.00
SB72PTPHC	72" Pull Type Performance Series - Hydraulic Chute, Charcoal		\$9,262.00
SB72PTPEC	72" Pull Type Performance Series -Electric Chute, Charcoal	685	\$10,128.00
SB78PTPC	78" Pull Type Performance Series - Add Rotator, Charcoal		\$9,753.00
SB78PTPCC	78" Pull Type Performance Series - Manual Chute, Charcoal	900	\$9,963.00
SB78PTPEC	78" Pull Type Performance Series - Electric Chute, Charcoal	900	\$11,389.00
SB78PTPHC	78" Pull Type Performance Series - Hydraulic Chute, Charcoal		\$10,524.00
SB87PTPC	87" Pull Type Performance Series - Add Rotator, Charcoal		\$12,139.00
SB87PTPCC	87" Pull Type Performance Series - Manual Chute, Charcoal	1175	\$12,349.00
SB87PTPEC	87" Pull Type Performance Series - Electric Chute, Charcoal	1175	\$13,776.00
SB87PTPHC	87" Pull Type Performance Series - Hydraulic Chute, Charcoal		\$12,910.00
SB97PTPC	97" Pull Type Performance Series - Add Rotator, Charcoal		\$12,657.00
SB97PTPCC	97" Pull Type Performance Series - Manual Chute, Charcoal	1260	\$12,867.00
SB97PTPEC	97" Pull Type Performance Series - Electric Chute, Charcoal	1260	\$14,293.00
SB97PTPHC	97" Pull Type Performance Series - Hydraulic Chute, Charcoal		\$13,428.00

PULL TYPE - PERFORMANCE SERIES

Cleans tight to the garage door with no need for an additional back drag system.

- 5 blade impeller
- 7-year limited warranty
- High tensile steel flighting
- Standard manual chute deflector (all)
- Multi-hinged deflector (SB68P/T – SB97P/T)
- Standard manual chute rotator (SB54PT & SB60PT)
- ½ x 4 Bolt on Cutting Edge

Options:

- Hydraulic, manual, and electric chute rotators
- Hydraulic chute deflectors
- Tivar contact surfaces (*Wear resistant plastic, for interlocking brick/decorative stone*)



	SB54PT-P	SB60PT-P	SB68PT-P	SB72PT-T	SB78PT-P	SB87PT-P	SB97PT-P
HP	25	25	35	35	50	60	60
Width	54"	60"	68"	72"	78"	87"	97"
Auger Diam.	14"	14"	14"	14"	15"	19"	19"
Fan Diam.	18"	18"	21"	21"	23"	27"	27"
Chute Diam.	8"	8"	10"	10"	10"	12"	12"
Chute Rotation	Must select either Manual (opt.) or Hydraulic (opt.) or Electric (opt.)						
Chute Defector	Manual Std./Opt. 6" cyl.			Manual Std./Opt. 8" cyl.			
Main Body Height	23"	23"	23"	23"	26"	28"	28"
3PH Mount	Cat. 1	Cat. 1	Cat. 1	Cat. 1	Cat. 1 & 2	Cat. 2	Cat. 2
Tube Size	2 3/8" OD	2 3/8" OD	2 3/8" OD	2 3/8" OD	3 1/2" OD	3 1/2" OD	3 1/2" OD
Flighting Size	¼ x 2 1/4	¼ x 2 1/4	¼ x 2 1/4	¼ x 2 1/4	¼ x 2 1/4	5/16 x 2 1/4	5/16 x 2 ¼
Roller Chain Drive	# 50	# 50	# 60 Heavy	#60 Heavy	#60 Heavy	#60 Heavy	#60 Heavy
Fan Depth	5"	5"	7"	7"	8"	10"	10"
Auger Drive Shaft Size	1"	1"	1 ¼"	1 ¼"	1 ¼"	1 ¼"	1 ¼"
Fan Output Shaft Size	1 3/8"	1 3/8"	1 3/8"	1 3/8"	40mm	40mm	40mm



PULL TYPE SNOWBLOWERS

OPTIONS FOR PULL TYPE SNOWBLOWERS

ITEMNUMBER	DESCRIPTION	PRICE
SB54PTRB	Back Drag 54" - For SB54PT Pull Type Blower	\$1,009.00
SB60PTRB	Back Drag 60" - For SB60PT Pull Type Blower	\$1,118.00
SB68PTRB	Back Drag 68" - For SB68PT Pull Type Blowers	\$1,289.00
SB72PTRB	Back Drag 72" - For SB72PT Pull Type Blowers	\$1,408.00
SB78PTRB	Back Drag 78" - For SB78PT Pull Type Snow Blower	\$1,522.00
SB87PTRB	Back Drag 87" - For SB87PT Pull Type Blowers	\$1,659.00
SB97PTRB	Back Drag 97" - For SB97PT Pull Type Blowers	\$1,693.00
SB54PTTK	Tivar Kit - Cut Edge & Shoes For SB54 Pull Type Models	\$678.00
SB60PTTK	Tivar Kit - Cut Edge & Shoes For SB60 Pull Type Models	\$702.00
SB68PTTK	Tivar Kit - Cut Edge & Shoes For SB68 Pull Type Models	\$792.00
SB72PTTK	Tivar Kit - Cut Edge & Shoes For SB72 Pull Type Models	\$901.00
SB78PTTK	Tivar Kit - Cut Edge & Shoes For SB78 Pull Type Models	\$913.00
SB87PTTK	Tivar Kit - Cut Edge & Shoes For SB87 Pull Type Models	\$930.00
SB97PTTK	Tivar Kit - Cut Edge & Shoes For SB97 Pull Type Models	\$975.00
SB54PTBDBTK	Tivar Kit - Backdrag 54" For SB54PT	\$605.00
SB60PTBDBTK	Tivar Kit - Backdrag 60" For SB60PT	\$742.00
SB68PTBDBTK	Tivar Kit - Backdrag 68" For SB68PT	\$742.00
SB72PTBDBTK	Tivar Kit - Backdrag 72" For SB72PT	\$764.00
SB78PTBDBTK	Tivar Kit - Backdrag 78" For SB78PT	\$809.00
SB87PTBDBTK	Tivar Kit - Backdrag 87" For SB87PT	\$838.00
SB97PTBDBTK	Tivar Kit - Backdrag 97" For SB97PT	\$819.00
SBPTRBH	Hydraulic Lift For Back Drag Pull Type Blowers - For 68" And Larger Pull Type Blowers, Includes Hyd Cylinder, Lift Mechanism, Hoses & Couplers	\$982.00

Chute Rotator Manual



Manual rotators are standard on most single auger models and optional on models where operators can reach the adjustment handle.

Chute Rotator



The optional hydraulic rotator is the ideal for tractors with cabs or for contractors/ property managers making frequent adjustments.

Back Drag Scraper



Optional for 3PH pull type blower. Equipped with corner markers so you always know its position, scrapers allow you to pull snow away from doorways/ structures.



SKIDSTEER HYDRAULIC SNOWBLLOWERS

ITEMNUMBER	DESCRIPTION	WEIGHT	PRICE
SSB62HYDA	62" Hyd 14-17 GPM w/ Electric Switch Box/Wire Harness to Control Rotator/Optional Hyd Deflector	910	\$12,910.00
SSB62HYDB	62" Hyd 18-20 GPM w/ Electric Switch Box/Wire Harness to Control Rotator/Optional Hyd Deflector	910	\$12,910.00
SSB62HYDB+	62" Hyd 20-22 GPM w/ Electric Switch Box/Wire Harness to Control Rotator/Optional Hyd Deflector	910	\$12,910.00
SSB66HYDA	66" Hyd 14-17 GPM w/ Electric Switch Box/Wire Harness to Control Rotator/Optional Hyd Deflector	925	\$13,105.00
SSB66HYDB	66" Hyd 18-20 GPM w/ Electric Switch Box/Wire Harness to Control Rotator/Optional Hyd Deflector	925	\$13,105.00
SSB66HYDB+	66" Hyd 20-22 GPM w/ Electric Switch Box/Wire Harness to Control Rotator/Optional Hyd Deflector	925	\$13,105.00
SSB66HYDC	66" Hyd 23-26 GPM w/ Electric Switch Box/Wire Harness to Control Rotator/Optional Hyd Deflector	925	\$13,042.00
SSB76HYDA	76" Hyd 14-17 GPM w/ Electric Switch Box/Wire Harness to Control Rotator/Optional Hyd Deflector	970	\$13,618.00
SSB76HYDB	76" Hyd 18-20 GPM w/ Electric Switch Box/Wire Harness to Control Rotator/Optional Hyd Deflector	970	\$13,618.00
SSB76HYDB+	76" Hyd 20-22 GPM w/ Electric Switch Box/Wire Harness to Control Rotator/Optional Hyd Deflector	970	\$13,618.00
SSB76HYDC	76" Hyd 23-26 GPM w/ Electric Switch Box/Wire Harness to Control Rotator/Optional Hyd Deflector	970	\$15,460.00
SSB76HYDC+	76" Hyd 27-33 GPM w/ Electric Switch Box/Wire Harness to Control Rotator/Optional Hyd Deflector	970	\$15,460.00
SSB76HYDD	76" Hyd 33-40 GPM w/ Electric Switch Box/Wire Harness to Control Rotator/Optional Hyd Deflector	970	\$15,561.00
SSB86HYDC+	86" Hyd 27-33 GPM w/ Electric Switch Box/Wire Harness to Control Rotator/Optional Hyd Deflector	1000	\$15,672.00
SSB86HYDD	86" Hyd 33-40 GPM w/ Electric Switch Box/Wire Harness to Control Rotator/Optional Hyd Deflector	1000	\$15,788.00
SSB96HYDD	96" Hyd 33-40 GPM w/ Electric Switch Box/Wire Harness to Control Rotator/Optional Hyd Deflector	1085	\$16,258.00

SKIDSTEER SNOWBLLOWER OPTIONS

ITEMNUMBER	DESCRIPTION	PRICE
SSB75HD	Hydraulic Deflector Cyl Kit Skid Steer & Loader Blowers	\$523.00
SSBEWK14	14 Pin Wiring Kit-For Skidsteer Snowblowers-Specify Brand/Model	
SSBEWK7BOBCAT	7 Bin Wiring Kit-For Skidsteer Snowblowers-Bobcat	\$2,198.00

Setup on snow blowers - \$100

****STANDARD COLOR IS CHARCOAL GRAY.** Optional colors are available on Early Order Program only**



The Meteor Skid Steer Snow Blower has no gearbox, shear-bolt, or auger drive chain to break and maintain.

FEATURES:

- Adjustable blower fan tolerance
- Curved offset chute
- 5 blade impeller
- Direct fan drive mounted
- Up to 4439 ft/min fan tip speed
- Pivoting hitch plate with adjustable height
- Solid side plate construction
- Hydraulic line check valve allows overrun and prevents reverse rotation
- Solenoid valve feature allows for use of hydraulic rotator motor and hydraulic deflector

	SSB62	SSB66	SSB76	SSB86	SSB96
Cutting Edge			1/2 x 4		
Cutting Width	62"	66"	76"	86"	96"
Tube	3 1/2" Round				
Flighting	5/16 x 2 1/4				
Auger Diam.	19"				
GPM (min)	14	14	14	23	23
Mounting	Universal Skid Steer Attach				
Chute Rotation	Hydraulic				
Chute Diam.	10"				
Main Body Height	27 1/2"				
Chute Deflector (Man/Hyd)	Manual-Standard/Hydraulic-Optional				
Fan Diam.	24"		26"		
Fan Depth	8"				
Weight (LBS.)	910	925	970	1000	1085

Meteor hydraulically driven blowers utilize two hydraulic motors. One drives the auger, the other drives the five bladed fan. One set of hydraulic remotes is required. Select the unit with hydraulic flow that best matches the skid steer flow. Machines are equipped with hoses and flat faced couplers matched to hydraulic flow.





ENGINE POWERED SNOW THROWER

ITEMNUMBER	DESCRIPTION	WEIGHT	PRICE
S1054E	54" Engine Drive - 13HP Honda/ES, Wired Remote, SSL Mount	470	\$13,285.00
S1060E	60" Engine Drive - 13HP Honda/ES, Wired Remote, SSL Mount	545	\$13,639.00

Engine Powered Snow Thrower

This engine powered snow thrower is made for compact skid loaders and tractors without hydraulic remotes.


- Easy to attach
- 12 Volt Electric Start
- Electric Clutch to Start/Stop Blower
- The engine belt drives the shaft which transfers power to the rotor by a roller chain
- Flared body opening to help cut snow and direct to the rotor assembly



	S1054E	S1060E
Cutting Width	47"	53"
Overall Width	54"	60"
Overall Depth	36"	36"
Main Body Height	22.75"	22.75"
Weight	470 lbs.	545 lbs.



GX390 Honda Engine



Dual V-Belt connect the engine to the intermediate shaft



Roller chain connects the final drive between intermediate shaft and rotor



Standard with a 1/4" x 3-1/2" bolt on cutting edge



Electric chute rotator is standard and uses a wired remote to activate/rotate the chute



Wired controller allows for remote engine start/stop and chute rotation



Chute deflector with pin adjustment for quick manual changes to direct snow



Bolt-On, replaceable skid bars are standard



STEINER AND VENTRAC SNOW BLOWERS

ITEMNUMBER	DESCRIPTION	WEIGHT	PRICE
SBVEN48	48" Single Auger - Hydraulic Chute, Steiner/Ventrac Mount	475	\$7,535.00
SBVEN54	54" Single Auger - Hydraulic Chute, Steiner/Ventrac Mount	488	\$8,021.00


Steiner/Ventrac Snow Blowers

- Designed to fit Steiner & Ventrac tractors
- Hydraulic chute rotation for smooth blowing
- Ideal for rural driveways and smaller commercial yards



Specifications:

Cutting Edge	3/8 x 1"
Auger Diameter	14"
Fan Diameter	21"
Chute Diameter	8"
Chute Rotation	Hyd.
Chute Deflector	Manual
Body Height	25"
Drive	Belt Drive



Belt Drive



Hydraulic Chute Rotation



Steiner/Ventrac Mount

UTV SNOW THROWER

ITEMNUMBER	DESCRIPTION	WEIGHT	PRICE
UTVST54	54" Universal Mount (Fits Most) - 14HP Vanguard Engine	335	\$7,070.00

UTV SNOW THROWER

- Designed to fit most leading UTV models
- Built to the same standards as Meteor snowblowers
- Universal mount plate
- Raised and lowered using UTV Winch

Width	54"
Motor Type	Vanguard 14 HP
Manual	Pull Start
Clutch	Manual belt
Rotor	9"
Hood Rotator	Electric
Hood Deflector	Manual
Cutting Edge	Bolt on 0.134" x 1-1/2"
Overall Width	56"
Overall Depth	22"
Main Body Height	16"



Universal UTV Mount





LOADER MOUNTED HYDRAULIC SNOWBLOWERS

ITEMNUMBER	DESCRIPTION	WEIGHT	PRICE
SSB66LMPP30	66" Loader Mount Hydraulic Snowblower w/Self Contained Hydraulic Pack-30 GPM Capacity (Less Oil)-Hydraulic Chute Rotator-Universal Skid Steer Style Quick Attach. (Other Loader Mounts Available)		\$36,543.00
SSB76LMPP30	76" Loader Mount Hydraulic Snowblower w/Self Contained Hydraulic Pack-30 GPM Capacity (Less Oil)-Hydraulic Chute Rotator-Universal Skid Steer Style Quick Attach. (Other Loader Mounts Available)	1735	\$37,166.00
SSB86LMPP30	86" Loader Mount Hydraulic Snowblower w/Self Contained Hydraulic Pack-30 GPM Capacity (Less Oil)-Hydraulic Chute Rotator-Universal Skid Steer Style Quick Attach. (Other Loader Mounts Available)		\$37,298.00
SBLMPPCS30	Power Pack - 3PH PTO Drive, 30 GPM, Includes Oil Cooler		\$15,656.00
SBLMPP30	Power Pack - 3PH PTO Drive, 30GPM, 40HP	535	\$11,865.00

Setup on snow blowers - \$100

****STANDARD COLOR IS CHARCOAL GRAY.** Optional colors are available on Early Order Program only**

Meteor loader mounted snow blowers are ideal for utility loader tractors. Universal skid steer style mount is standard. Other mounting brackets are available through HLA.

The package includes a CAT I three point mounted self-contained 30 GPM PTO driven power pack with 30 gallon capacity (oil not included). Hoses from the oil tank to the blower are included along with the electrical harness for chute rotator and control box.

Minimum horse power required is 40 HP with a maximum of 65 HP.

Blower Specifications	SBLM66	SBLM76	SBLM86
Horse Power (Minimum)	40 HP	40 HP	40 HP
Cutting Width	66"	76"	86"
Cutting Edge	3/8" x 3"	3/8" x 3"	3/8" x 3"
Skid Shoes	3/8" x 1-1/2"	3/8" x 1-1/2"	3/8" x 1-1/2"
Auger Tube	3-1/2" OD	3-1/2" OD	3-1/2" OD
Auger Flighting	5/16" x 2-1/4"	5/16" x 2-1/4"	5/16" x 2-1/4"
Auger Diameter	19"	19"	19"
Roller Chain	#60	#60	#60
Hitch Plate	Quick-tach	Quick-tach	Quick-tach
Chute Rotation	Hydraulic	Hydraulic	Hydraulic
Chute Diameter	12"	12"	12"
Main Body Height	31"	31"	31"
Chute Deflector	Hydraulic	Hydraulic	Hydraulic
Fan Diameter	26"	26"	26"
Fan Depth	8"	8"	8"
Auger Drive	Hydraulic	Hydraulic	Hydraulic
Fan Drive	Hydraulic	Hydraulic	Hydraulic





COMMERCIAL SNOWTHROWERS/BLOWERS

2000 SERIES SIDEWALK SNOWTHROWERS

ITEMNUMBER	DESCRIPTION	WEIGHT	PRICE
S2048	48" Sidewalk SnowThrower - 540 PTO, CAT II, 3PH, Hydraulic Chute/Deflector	900	\$18,524.00
S20481000	48" Sidewalk SnowThrower - 1000 PTO, CAT II, 3PH, Hydraulic Chute/Deflector	900	\$18,812.00
S2054	54" Sidewalk SnowThrower - 540 PTO, CAT II, 3PH, Hydraulic Chute/Deflector	1120	\$18,759.00
S20541000	54" Sidewalk SnowThrower -1000 PTO, CAT II, 3PH, Hydraulic Chute/Deflector	1120	\$19,047.00
S2060	60" Sidewalk SnowThrower - 540 PTO, CAT II, 3PH, Hydraulic Chute/Deflector	1300	\$18,903.00
S20601000	60" Sidewalk SnowThrower - 1000 PTO, CAT II, 3PH, Hydraulic Chute/Deflector	1300	\$19,191.00

Options For All Sidewalk SnowThrowers

ITEMNUMBER	DESCRIPTION	PRICE
S2000FBC	Bank Cutters (Pair) Fixed 2000 Series	\$713.00
S2000HBC	Bank Cutters (Pair) Hydraulic 2000 Series	\$2,403.00



2000 Series Sidewalk Snow Throwers are single stage CAT II mount and are available in both 540 RPM PTO Drives and 1000 RPM PTO Drives.

- 540 RPM Drives Require 25-55 HP
- 1000 RPM Drives Require 50-75 HP



Hydraulic Bank Cutters
(Optional)

MODELS	S2048 / 1000	S2054 / 1000	S2060 / 1000
Weight	900 lbs.	1,120 lbs.	1,300 lbs.
Widths	48"	54"	60"
Rotor	24"	24"	24"
Chute Rotator	Hydraulic	Hydraulic	Hydraulic
Chute Deflector	Hydraulic	Hydraulic	Hydraulic
Deflector Stages	2	2	2
Cutting Edge	V-Edge with Trip	V-Edge with Trip	V-Edge with Trip
Skid Shoes	Carbide Shoes & Side Plates	Carbide Shoes & Side Plates	Carbide Shoes & Side Plates
Oil Bath Chain	Standard	Standard	Standard



COMMERCIAL SNOWTHROWERS/BLOWERS

4000 SERIES DOUBLE AUGER SNOW BLOWERS

ITEMNUMBER	DESCRIPTION	WEIGHT	PRICE
4097	97" Snow Blower CAT II/III, 3PH, 1000 PTO, Hydraulic Chute/Deflector	2050	\$28,320.00
4108	108" Snow Blower - CAT II/III, 3PH, 1000 PTO, Hydraulic Chute/Deflector	2130	\$29,280.00
4120	120" Snow Blower - CAT II/III, 3PH, 1000 PTO, Hydraulic Chute/Deflector	3010	\$30,264.00

4000 SERIES DOUBLE AUGER SNOW BLOWERS W/ROTATING HOUSING

ITEMNUMBER	DESCRIPTION	WEIGHT	PRICE
4097RH	97" Snow Blower W/Rotating Housing - CAT II/III, 3PH, 1000 PTO	2500	\$31,200.00
4108RH	108" Snow Blower W/Rotating Housing - CAT II/III, 3PH, 1000 PTO	2580	\$32,160.00
4120RH	120" Snow Blower W/Rotating Chute - CAT II/III, 3PH, 1000 PTO	3460	\$33,504.00



Available in multiple widths, these dual augers industrial grade snow blowers have 6-blade fans. Each model is available with a rotating housing, allowing you to discharge either to the left or right of the blower, bypassing the chute completely for tighter control on blowing over shorter distances. Each model is also available with a truck loading chute, giving you additional height for easy clearance when blowing snow into trucks.

- Double Stage
- 1000 RPM PTO Drive
- 200 Recommended HP
- CAT II & III
- Hydraulic Chute Rotator



Rotating Housing
Standard on
4000RH Models

MODELS	4097	4108	4120
Weight	2,050 lbs.	2,130 lbs.	3,010 lbs.
Widths	97"	108"	120"
Main Body Height	43"	43"	47"
Fan Size / Depth	32" / 12"	32" / 12"	36" / 12"
Fan Blade / Output Shaft	6 / 2"	6 / 2"	6 / 2.5"
Auger Tube		4 1/2" OD Heavy Wall	
Auger Flighting	5/16 x 2-1/4"	5/16 x 2-1/4"	1/2 x 3"
Auger Diameter	19" (x1) 15" (x1)	19" (x1) 15" (x1)	23" (x1) 15" (x1)
Auger Drive Shaft	1-3/4"	1-3/4"	1-3/4"
Chute Deflector / Diameter	Standard-Optional* / 13"	Standard-Optional* / 13"	Standard-Optional* / 13"
Cutting Edge	1/2x6	1/2x6	1/2x6
Roller Chain	#80	#80	#100

ROTATING HOUSING MODELS

MODELS	4097RH	4108RH	4120RH
Weight	2,500 lbs.	2,580 lbs.	3,460 lbs.
Widths	97"	108"	120"
Main Body Height	43"	43"	47"
Fan Size / Depth	32" / 12"	32" / 12"	36" / 12"
Fan Blade / Output Shaft	6 / 2"	6 / 2"	6 / 2.5"
Auger Tube		4 1/2" OD Heavy Wall	
Auger Flighting	5/16 x 2-1/4"	5/16 x 2-1/4"	1/2 x 3"
Auger Diameter	19" (x1) 15" (x1)	19" (x1) 15" (x1)	23" (x1) 15" (x1)
Auger Drive Shaft	1-3/4"	1-3/4"	1-3/4"
Chute Deflector / Diameter	Standard-Optional* / 13"	Standard-Optional* / 13"	Standard-Optional* / 13"
Cutting edge	1/2x6	1/2x6	1/2x6
Roller Chain	#80	#80	#100

*Hydraulic Chute Deflector come standard with truck loading chute models (TL)

Options For 4000 Series

ITEMNUMBER	DESCRIPTION	PRICE
S4000FBC	Bank Cutters (Pair) Fixed 4000 Series	\$808.00
S4000HBC	Bank Cutters (Pair) Hydraulic 4000 Series	\$2,646.00
S4000LIGHTKIT	Light Kit - 4000 Series	\$555.00