



CUMMINGS & BRICKER

www.cummingsandbricker.com
support@cummingsandbricker.com

Effective 01/20/2021

Revised: 05/21/2021

F.O.B. Factory



Click here for ordering programs-Select Program #1 from Bookmarks

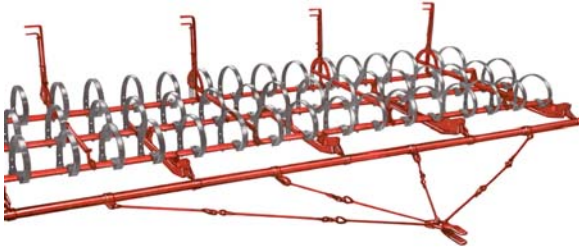
SPRING TOOTH HARROWS

SPRING TOOTH HARROWS - SERIES G - PULL TYPE

ITEMNUMBER	DESCRIPTION	WEIGHT
G1201	12' Working Width	603
G1601	16' Working Width	790

CALL FOR PRICING

Prices are F.O.B. Factory. Back Freight or LTL rates apply



MODEL	CUTTING WIDTH	TEETH	SECTIONS	WEIGHT
G 1201	12 ft.	36	Three - 4 ft.	603
G 1601	16 ft.	48	Four - 4 ft.	790

Rectangular Tooth Bars
Adjustable Tooth Clamps
Replaceable Runner Shoes

Depth Control Levers
Adjustable Hitch
Heat Treated Teeth


Runner frames are made of 2" x 2" x 1/4" angle with replaceable high carbon wear shoes. A high carbon tubular drawbar with heavy links and draft adjusting plates assures long life and less repairs. Heavy levers and control arms are standard equipment. The tempered spring teeth are mounted on 1" x 2" steel tubing and are held in place by a heavy clamp. All teeth have holes to bolt on replacement points.

SPRING TOOTH HARROWS - SERIES H - COMBO 3PT/PULL TYPE

ITEMNUMBER	DESCRIPTION	WEIGHT
H601	6' Working Width	430
H901	9' Working Width	725
H1201	12' Working Width	740
H1601	16' Working Width	994

CALL FOR PRICING

This high quality, ruggedly designed harrow will give many years of satisfactory service. It can be converted from a three-point hydraulic lift type to a trailing or a pull type machine by removing a tee handle pin. With this arrangement, two different requirements for spring tooth harrows can be met with a single model.



MODEL	CUTTING WIDTH	TEETH	SECTIONS	WEIGHT
H 601	6 ft.	18	Two - 3 ft.	430
H 901	9 ft.	27	Three - 3 ft.	625
H 1201	12 ft.	36	Three - 4 ft.	740
H 1601	16 ft.	48	Four - 4 ft.	994



CUMMINGS & BRICKER

www.cummingsandbricker.com
support@cummingsandbricker.com

Effective 01/20/2021

Revised: 05/21/2021

F.O.B. Factory

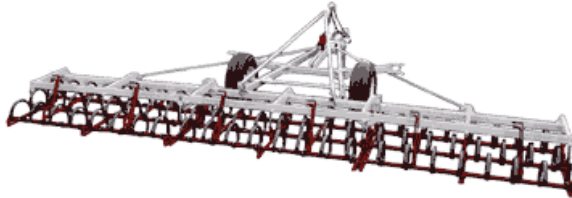


SPRING TOOTH HARROWS

SPRING TOOTH HARROWS - SERIES SW720 - WHEEL MOUNTED

ITEMNUMBER	DESCRIPTION	WEIGHT
72016	16' Working Width	2189
72020	20' Working Width	2550
72025	25' Working Width	2762

CALL FOR PRICING



SPECIAL FEATURES:

Sections raise hydraulically for easy trash removal and backing up. Sections are easily moved to 90 degrees for transport. Heavy duty tubular frame is reinforced at all stress points. Heavy wear shoes are provided for longer life. Heat treated spring teeth resist wear and breakage. Size of tooth - 1-3/4" x 5/16" x 39". Teeth require 1/2" mounting bolts. 3/8" holes provided in teeth for replacement points on 2" centers. Sections are joined together with 1" diameter bolts. Jackstand for easier hitching is standard equipment. 15" wheels with large flotation type tires are standard. A rugged adjustable hitch is provided to fit tractor draw bar. 23" tooth bar spacing

The KNOWLES wheel-mounted harrow is designed for fast and efficient seedbed preparation. A heavy structural frame and hydraulic lift give fast, convenient transport and easy field operation. Available in three standard sizes.

MODEL	SIZE	TRANSPORT WIDTH	SECTIONS	TEETH	WEIGHT
72016	16'	12'6"	Four - 4 ft.	48	2189#
72020	20'	12'6"	Two - 4 ft.	60	2550#
72025	25'	12'6"	Six - 4 ft.	72	2762#

Cylinder and hoses not included: 72016 - (1) 3 1/2" x 8" 72020 & 25 - (1)4" x 8"